



BANDSAWPARTS .COM

KEEP YOUR SAWS IN MOTION

Aftermarket
replacement parts for
most bandsaws.

HYDMECH

MARVEL

DOALL

AMADA

In addition to the saw manufacturers listed above, we stock an expansive selection of replacement parts for Cosen, Ellis, Kalamazoo, W.F. Wells, Wellsaw and many others.

Trajan Saw Works is the newest addition to our replacement parts inventory.

BLACK IRON
REPLACEMENT PARTS

Black Iron Replacement Parts is our exclusive product line. Using proprietary manufacturing techniques and high quality raw materials ensure that when you see the Black Iron logo, you can be sure you're getting the most durable, long-lasting replacement parts your money can buy.

MOST PARTS

SHIPPED
▶ **IN ONE DAY** ◀

ALWAYS IN STOCK

www.bandsawparts.com

800.240.2932



Amada Saw Parts

Amada Bandwheels

Amada Aftermarket HA250 Bandwheels

P AMADA 1105271

Amada Saw Parts



Mfg Part Number

P AMADA 1105271

Item Name

Idler Wheel HA-250

P AMADA 1105276



Mfg Part Number

P AMADA 1105276

Item Name

Drive Wheel HA250



Amada Saw Parts

Amada Bandwheels

Amada Aftermarket HA400 Bandwheels

P AMADA 1231724



Mfg Part Number

P AMADA 1231724

Item Name

Drive Wheel HA-400 1 1/2"

P AMADA 1231725



Mfg Part Number

P AMADA 1231725

Item Name

Idler Wheel HA-400 1 1/2"



Amada Saw Parts

Amada Blade Guides

Amada Aftermarket 1.00 Inch Blade Guides for HA250, HDA250, H250SA

P AMADA 604242



Mfg Part Number	Item Name	Description
P AMADA 604242	Blade Guide (Rh Fixed) 1"	This guide is for the following band saw machines Amada H250, HDA250, H250SA Saws Using 1.00" Blade. This guides steel backing with carbide. To order a complete set of guides you need one of each original equipment part numbers 604242, 604243,604244 or 604254

P AMADA 604243



Mfg Part Number	Item Name	Description
P AMADA 604243	Blade Guide (Lh Fixed) 1"	This guide is for the following band saw machines Amada H250, HDA250, H250SA Saws Using 1.00" Blade. This guides steel backing with carbide. To order a complete set of guides you need one of each original equipment part number's 604242,604243,604244 or 604254

P AMADA 604244



Mfg Part Number	Item Name	Description
P AMADA 604244	Blade Guide (Lh Moveable)	This guide is for the following band saw machines Amada HA250, HDA250, H250SA Saws using 1.00" Blade. This guides steel backing with carbide. To order a complete set of guides you need one of each original equipment part numbers. 604242,604243,604244 or 604254

P AMADA 604254



Mfg Part Number	Item Name	Description
P AMADA 604254	Blade Guide (Rh Moveable)	This guide is for the following band saw machines Amada HA250, HDA250, H250SA Saws Using 1.00" Blade. This guides steel backing with carbide. To order a complete set of guides you need one of each original equipment part numbers. 604242, 604243, 604244 or 604254



Amada Saw Parts

Amada Blade Guides

Amada Aftermarket 1.25 Inch Blade Guides for HA250, HDA250, H250SA

P AMADA 1105279



Mfg Part Number	Item Name	Description
P AMADA 1105279	Side Guide 1 1/4	This guide is for the following band saw machines Amada HA250, HDA250, H250SA Saws Using 1.25" Blade. This guides steel backing with carbide. To order a complete set of guides you need one of each original equipment part numbers. 1105279,1105280,1105281 or 1105282

P AMADA 1105280



Mfg Part Number	Item Name	Description
P AMADA 1105280	Side Guide 1 1/4	This guide is for the following band saw machines Amada H250, HDA250, H250SA Saws Using 1.00" Blade. This guides steel backing with carbide. To order a complete set of guides you need one of each original equipment part numbers 604242, 604243,604244 or 604254

P AMADA 1105281



Mfg Part Number	Item Name	Description
P AMADA 1105281	Side Guide 1 1/4	This guide is for the following band saw machines Amada H250, HDA250, H250SA Saws Using 1.00" Blade. This guides steel backing with carbide. To order a complete set of guides you need one of each original equipment part numbers 604242, 604243,604244 or 604254

P AMADA 1105282A



Mfg Part Number	Item Name	Description
P AMADA 1105282A	Side Guide 1 1/4	This guide is for the following band saw machines Amada H250, HDA250, H250SA Saws Using 1.00" Blade. This guides steel backing with carbide. To order a complete set of guides you need one of each original equipment part numbers 604242, 604243,604244 or 604254



Amada Saw Parts

Amada Blade Guides

Amada Aftermarket 1.5 Inch Blade Guides for HA-400

P AMADA 1231728



Mfg Part Number

P AMADA 1231728

Item Name

Blade Guide L.H. Insert HA-400

P AMADA 1231729



Mfg Part Number

P AMADA 1231729

Item Name

Blade Guide R.H. Insert HA-400

P AMADA 1231730



Mfg Part Number

P AMADA 1231730

Item Name

Blade Guide L.H. Fixed HA-400

P AMADA 1231731



Mfg Part Number

P AMADA 1231731

Item Name

Blade Guide Fixed HA-400



Amada Saw Parts

Amada Blade Guides

Amada Aftermarket Roller Side Guides HA250, HDA250, H250SA

P AMADA 6200 VV



Mfg Part Number	Item Name	Description
P AMADA 6200 VV	Back Up Guide Ha250	Set of 8 roller guides that are in addition to Amada part numbers: P Amada 604243, P Amada 604244, P Amada 604242 and P Amada 604254. These roller guides serve as "Back- Up Guides" for this Amada Saw Model.

Amada Wheel Bearings

Amada Idler wheel bearings for HFA 330,HA16,Ha400

P AMADA 30209



Mfg Part Number	Item Name
P AMADA 30209	IDLER WHEEL BEARING

P AMADA 32209



Mfg Part Number	Item Name
P AMADA 32209	IDLER WHEEL BEARING



Cosen Saw Parts

Cosen Blade Guides

Cosen Roller Guides

P COSEN PP-14267



Mfg Part Number

P COSEN PP-14267

Item Name

BLADE GUIDE ROLLER*

P COSEN PP-14270



Mfg Part Number

P COSEN PP-14270

Item Name

Radial Bearing



DoAll Band Saw

DoAll band Saw Blade Guides - Aftermarket

DoAll 1.00" Aftermarket Saw Guides

P DOALL 102755



Mfg Part Number	Item Name	Description
P DOALL 102755	Left Front Insert 1*	Insert Assembly Left Front Guide. This outside insert "floats" and is adjusted to rear guide for proper clearance.

P DOALL 110665



Mfg Part Number	Item Name	Description
P DOALL 110665	Right Rear Insert 1*	Insert Assembly Right Rear Guide. This is the lower right blade guide for the TF14 and TF421 DoAll Vertical Bandsaws. Mounts on Fixed Guide Arm.

P DOALL 110667



Mfg Part Number	Item Name	Description
P DOALL 110667	Left Rear Insert 1*	Insert Assembly Left Rear Guide. Mounts on Adjustable Guide Arm.

P DOALL 110669



Mfg Part Number	Item Name	Description
P DOALL 110669	Blade Guide*	Insert Assembly Right Front Guide. This outside insert "floats" and is adjustable to Rear Guide for proper clearance.

DoAll Band Saw



DoAll Band Saw

DoAll band Saw Blade Guides - Aftermarket

DoAll 1.25" Aftermarket Modified Saw Guides For Horizontal Machines

P DOALL 143271-M



Mfg Part Number	Item Name	Description
P DOALL 143271-M	Insert Mod.1 1/4	These Blade Guides are manufactured to accomodate C80, C8015 and C1213 Band Saws that have been modified to use a 1 1/4 Band Saw Blade. 1 1/4 Left Rear Blade Guide Modified. This guide mounts solid on guide arm.

P DOALL 143272-M



Mfg Part Number	Item Name	Description
P DOALL 143272-M	Insert Mod.1 1/4	These Blade Guides are manufactured to accomodate C80, C8015 and C1213 Band Saws that have been modified to use a 1 1/4 Band Saw Blade. This outside insert "floats" and is adjustable to Rear Guide for proper clearance.

P DOALL 143273-M



Mfg Part Number	Item Name	Description
P DOALL 143273-M	Insert Mod. 1 1/4	These Blade Guides are manufactured to accomodate C80, C8015 and C1213 Band Saws that have been modified to use a 1 1/4 Band Saw Blade. This Guide Mounts Solid on Guide Arm.

P DOALL 143274-M



Mfg Part Number	Item Name	Description
P DOALL 143274-M	Insert Mod. 1 1/4	These Blade Guides are manufactured to accomodate C80, C8015 and C1213 Band Saws that have been modified to use a 1 1/4 Band Saw Blade. This outside insert "floats" and is adjustable to Rear Guide for proper clearance.

DoAll Band Saw



DoAll Band Saw

DoAll band Saw Blade Guides - Aftermarket

DoAll 1.25" Aftermarket Saw Guides For Horizontal Machines

P DOALL 143271



Mfg Part Number	Item Name	Description
P DOALL 143271	Left Rear Insert 1 1/4	This is a Left Rear Blade Guide, this guide will fit the following DoAll Machines: C-1216, C-260, C-305, C-333, C-1720, 410, 4100 The complete set of 4 will include the following part numbers:143271, 143272,143273and 143274. These blade guides are manufactured to accomodate C80, C8015 and C1213 Band Sawsthat have been modified to use a 1 1/4 band saw blade. This Guide Mounts Solid on Guide Arm.

P DOALL 143272



Mfg Part Number	Item Name	Description
P DOALL 143272	Left Front Insert 1 1/4	This is a Left Front Blade Guide, this guide will fit the following DoAll Machines: C-1216, C-260, C-305, C-333, C-1720 The complete set of 4 will include the following part numbers: 143271, 143272, 143273 and 143274. This outside insert "floats" and is adjustable to Rear Guide for proper clearance.

P DOALL 143273



Mfg Part Number	Item Name	Description
P DOALL 143273	Right Rear Insert 1 1/4	This is a Right Rear Blade Guide this guide will fit the following DoAll Machines: C-1216, C-260, C-305, C-333, C-1720 The complete set of 4 will include the following part numbes: 143271, 143272, 143273 and 143274. This Guide Mounts Solid on Guide Arm.

P DOALL 143274



Mfg Part Number	Item Name	Description
P DOALL 143274	Right Front Insert 1 1/4	This is a Right Front Blade Guide this blade guide will fit the following DoAll Machines: C-1216, C-260, C-305, C-333, C-1720 The complete set of 4 will include the following part numbers: 143271, 143272, 143273 and 143274. This outside insert "floats" and is adjustable to Rear Guide for proper clearance.

DoAll Band Saw



DoAll Band Saw

DoAll band Saw Blade Guides - Aftermarket

DoAll 1.25" Aftermarket Saw Guides For Tilt Frame Machines

P DOALL 112089



Mfg Part Number	Item Name	Description
P DOALL 112089	Insert Assm.	These DOALL Guides on DOALL TF Series Machines using a 1.25" Sawblade. This Guide Mounts solid to adjustable guide arm. A complete set will require one of each: 112089, 112090, 119350 or 119354

P DOALL 112090



Mfg Part Number	Item Name	Description
P DOALL 112090	Insert Assm.	These DOALL Guides on DOALL TF Series Machines using a 1.25" Sawblade. This Guide Mounts solid to adjustable guide arm. A complete set will require one of each: 112089, 112090, 119350 or 119354. This guide "Floats" and is mounted to adjustable guide arm.

P DOALL 119350



Mfg Part Number	Item Name	Description
P DOALL 119350	Insert Assm.	These DOALL Guides on DOALL TF Series Machines using a 1.25" Sawblade. This Guide Mounts solid to adjustable guide arm. A complete set will require one of each: 112089, 112090, 119350 or 119354. This Guide mounts solid on lower guide post.

P DOALL 119354



Mfg Part Number	Item Name	Description
P DOALL 119354	Insert Assm.	These DOALL Guides on DOALL TF Series Machines using a 1.25" Sawblade. This Guide Mounts solid to adjustable guide arm. A complete set will require one of each: 112089, 112090, 119350 or 119354. This Guide "Floats" on lower guide post.

DoAll Band Saw



DoAll Band Saw

DoAll band Saw Blade Guides - Aftermarket

DoAll 1.50" Aftermarket Saw Guides For Horizontal Machines

P DOALL 147609



Mfg Part Number	Item Name	Description
P DOALL 147609	Right Front Insert 1 1/2*	This is a Right Back Blade Guide this blade guide will fit the following DoAll Machines: C-1220 and other DoAll Horizontal sawing machines This guide mounts solid on Guide Arm.

P DOALL 147610



Mfg Part Number	Item Name	Description
P DOALL 147610	Right Rear Insert 1 1/2*	This is a Right Front Blade Guide this blade guide will fit the following DoAll Machines: C-1220 and other DoAll Horizontal sawing machines The complete set of 4 will include the the following part numbers: 147609,147610,147699 and 147670. This outside insert "floats" and is adjustable to Rear Guide for proper clearance.

P DOALL 147669



Mfg Part Number	Item Name	Description
P DOALL 147669	Left front insert 1 1/2**	This is a Left Rear Blade Guide this blade guide will fit the following DoAll Machines: C-1220 and other DoAll Horizontal sawing machines The complete set of 4 will include the following numbers: 147609, 147610, 147699, and 147670. This guide mounts solid on Guide Arm.

P DOALL 147670



Mfg Part Number	Item Name	Description
P DOALL 147670	Left Rear Insert 1 1/2**	This is a Left Front Blade Guide this blade guide will fit the following DoAll Machines: C-1220 and other DoAll Horizontal sawing machines The complete set of 4 will include the following part numbers: 147609, 147610, 147699 and 147670. This outside insert "floats" and is adjustable to Rear Guide for proper clearance.

DoAll Band Saw



DoAll Band Saw

DoAll band Saw Blade Guides - Aftermarket

DoAll 1.50" Aftermarket Saw Guides For Horizontal Machines

P DOALL 149075



Mfg Part Number

Item Name

P DOALL 149075

GUIDE PIN

DoAll Band Saw



DoAll Band Saw

DoAll band Saw Blade Guides - Aftermarket

DoAll 1.50" Aftermarket Saw Guides For Tilt Frame Machines

P DOALL 141942



Mfg Part Number	Item Name	Description
P DOALL 141942	Insert Asm Tf25 1 1/2 Rh Upper	This is an Upper Right 1 1/2 Band Saw Blade Guide, this guide will fit the following DoAll Machines: TF-24, TF-25 The complete set of 4 will include the following part numbers: 141942, 141943, 141944 and 141945. As is the case with blade guides from Bandsawparts.com you can purchase one or all 4 guides. This outside insert "floats" and is adjustable to Rear Guide for proper clearance.

P DOALL 141943



Mfg Part Number	Item Name	Description
P DOALL 141943	Insert Asm Tf25 1 1/2 Lh Upper	This is a Upper Left 1 1/2 Band Saw Blade Guide, this guide will fit the following DoAll Machines: TF-24, TF-25 The complete set of 4 will include the following part numbers: 141942, 141943, 141944 and 141945. As the case with all blade guides from Bandsawparts.com, you can purchase one or all 4 guides. This Guide Mounts solid on Guide Arm.

P DOALL 141944



Mfg Part Number	Item Name	Description
P DOALL 141944	Insert Asm Tf25 1 1/2 Rh Lower	This is a Lower Right 1 1/2 Band Saw Blade Guide, this guide will fit the following DoAll Machines: TF-24, TF-25 The complete set of 4 will include the following part numbers: 141942, 141943, 141944, and 141945. As the case with all blade guides from Bandsawparts.com, you can purchase one or all 4 guides. This outside insert "floats" and is adjusted to Rear Guide for proper clearance.

P DOALL 141945



Mfg Part Number	Item Name	Description
P DOALL 141945	Insert Asm Tf25 1 1/2 Lh Lower	This is a Lower Left 1 1/2 Band Saw Blade Guide, this guide will fit the following DoAll Machines: TF-24, TF-25 The complete set of 4 will include the following part numbers: 141942, 141943, 1419444 and 141945. As is the case with all Blade Guides from Bandsawparts.com, you can purchase one or all 4 guides. This Guide Mounts solid on Guide Arm.

DoAll Band Saw



DoAll Band Saw

DoAll band Saw Blade Guides - Aftermarket

Doall Aftermarket 1.00 Saw Guides For TF14 Saws

P DOALL 137155



Mfg Part Number	Item Name	Description
P DOALL 137155	Insert Assm. Left Front*	This guide fits all DOALL "TF" series saws using a 1" sawblade. This guide floats and is adjustable to rear fixed guide for proper clearance. For a complete set of guides part #137155, 137156 137157

P DOALL 137156



Mfg Part Number	Item Name	Description
P DOALL 137156	Insert Assm. Right Front*	This guide fits all DOALL "TF" series saws using a 1" sawblade. This guide floats and is adjustable to rear fixed guide for proper clearance. This guide mounts solid on guide arm. For a complete set of guides part #137155, 137156 137157

P DOALL 137157



Mfg Part Number	Item Name	Description
P DOALL 137157	Insert Assm. Right Rear*	This guide fits all DOALL "TF" series saws using a 1" sawblade. This guide floats and is adjustable to rear fixed guide for proper clearance. For a complete set of guides part #137155, 137156 137157

P DOALL 137158



Mfg Part Number	Item Name	Description
P DOALL 137158	Insert Assm. Left Rear	This guide fits all DOALL "TF" series saws using a 1" sawblade. This guide floats and is adjustable to rear fixed guide for proper clearance. This guide mounts solid on guide arm. For a complete set of guides part #137155, 137156 137157

DoAll Band Saw



DoAll Band Saw

DoAll band Saw Blade Guides - Aftermarket

Doall Aftermarket 1.00 Saw Guides For TF14 Saws

P DOALL 141756



Mfg Part Number	Item Name	Description
P DOALL 141756	Insert Assm. Left Front*	This is the upper right blade guide for the TF14 and TF1421 Doall Vertical Bandsaws. P DoAll 141756. This Guide Mounts Solid on Guide Arm.

P DOALL 141757



Mfg Part Number	Item Name	Description
P DOALL 141757	Insert Assm. Left Rear*	This is the upper left blade guide for the TF14 and TF1421 Doall Vertical Bandsaws. P DoAll 141757. This outside insert "floats" and is adjusted to Rear Guide for proper clearance.

DoAll Band Saw



DoAll Band Saw

DoAll band Saw Blade Guides - Aftermarket

DoAll Backup Insert Saw Guides

P DOALL 112075



Mfg Part Number	Item Name	Description
P DOALL 112075	Back Up Carbide	Doall Backup Insert 112075 For TF 24 Band Saws. This Guide rides on the top of the saw blade, supporting the Blade during cutting.

P DOALL 121210



Mfg Part Number	Item Name	Description
P DOALL 121210	Backup Guide	P DoAll 121210 backup guide will fit the C80, C70, C8015, C1216 horizontal pivot style band saw machines with the small style pivot bolt. This Guide rides on the top of the saw blade, supporting the blade during cutting.

P DOALL 137511



Mfg Part Number	Item Name	Description
P DOALL 137511	Back-Up Insert	P DoAll 137511 backup guide will fit the C80, C70, C8015, C1216 horizontal pivot style band saw machines with the small style pivot bolt. This Guide rides on the top of the sawblade, supporting the blade during cutting.

P DOALL 149003



Mfg Part Number	Item Name	Description
P DOALL 149003	Back-Up Insert	P DoAll 149003 backup guide will fit the C80, C70, C8015, C1216 horizontal pivot style band saw machines left guide arm with the larger style pivot bolt. This Guide rides on the top of the sawblade, supporting the blade during cutting.

DoAll Band Saw



DoAll Band Saw

DoAll band Saw Blade Guides - Aftermarket

DoAll Backup Insert Saw Guides

P DOALL 149004



Mfg Part Number	Item Name	Description
P DOALL 149004	Back-Up Insert	P DoAll 149004 backup guide will fit the C80, C70, C8015, C1216 horizontal pivot style band saw machines right guide arm with the larger style pivot bolt. This Guide rides on the top of the sawblade, supporting the blade during cutting.

DoAll Saw Top Roller Guides - Aftermarket

P DOALL 11529



Mfg Part Number	Item Name	Description
P DOALL 11529	Backup Bearing*	P DoAll 11529 This Top Roller Bearing acts as "Back Up" Guide supporting the blade during cutting.

DoAll Band Saw



DoAll Band Saw

DoAll Drive Line Parts

Doall 1216 Wheel Bearings

P DOALL 091-082214



Mfg Part Number	Item Name	Description
P DOALL 091-082214	Wheel Bearings	These idle wheel bearings are mounted on inside of the wheel.

DoAll Belts

P DOALL 090-121955



Mfg Part Number	Item Name
P DOALL 090-121955	Driven Belt*

P DOALL 091-038513



Mfg Part Number	Item Name
P DOALL 091-038513	Drive Belt*

P DOALL 103049



Mfg Part Number	Item Name
P DOALL 103049	Belt

DoAll Band Saw



DoAll Band Saw

DoAll Drive Line Parts

DoAll Belts

P DOALL 103851



Mfg Part Number	Item Name
P DOALL 103851	Drive Belt*

P DOALL 121955



Mfg Part Number	Item Name	Description
P DOALL 121955	Driven Belt*	Driven Belt* This Variable Speed Belt mounts between Variable Speed Pulleys and Primary Drive Shaft.

P DOALL D-1164R1



Mfg Part Number	Item Name
P DOALL D-1164R1	V-BELT*

DoAll Safety Parts

P DOALL 320595

Mfg Part Number	Item Name
P DOALL 320595	BLADE GUARD L.H.

DoAll Band Saw



DoAll Band Saw

DoAll Drive Line Parts

DoAll Safety Parts

P DOALL 37275



Mfg Part Number	Item Name	Description
P DOALL 37275	Blade Guard L.H.	This guard covers exposed sawblades between guide arm and idlerwheel.

DoAll TF25 Transmission Parts

P DoAll 090-00254



Mfg Part Number	Item Name	Description
P DoAll 090-00254	Transmission shaft and Flange	090-00254 Transmission shaft for DoAll TF 24 Band Saws

P DOALL 095-116216



Mfg Part Number	Item Name	Description
P DOALL 095-116216	Wheel Shaft	DoAll TF 25 band saw Transmission shaft. This is the output shaft that the Drive Wheel Mounts on for this Model DoAll.

P DOALL 108221



Mfg Part Number	Item Name
P DOALL 108221	Bearing*

DoAll Band Saw



DoAll Band Saw

DoAll Drive Line Parts

DoAll Transmission rebuild kit

P DOALL 49409



Mfg Part Number	Item Name
P DOALL 49409	Transmission Kit*

Doall Hydraulic Parts

Doall Drop In Filter

P DOALL 091-163873



Mfg Part Number	Item Name	Description
P DOALL 091-163873	Hydraulic Oil Filter*	This filter is used on DOALL utilizing "Pdy Pac" Hydraulic units. It is located inside of filter canister.

Doall Seal kits

P DOALL 85087



Mfg Part Number	Item Name	Description
P DOALL 85087	Head Lift Cyl.Kit*	This kit contains all seals and wipers needed to rebuild DOALL head lift cylinder.

DoAll Band Saw



Ellis Band Saw

Ellis Band Saw Parts

Ellis 1600 Band Saw Blade Roller Guides

P Ellis 6742



Mfg Part Number	Item Name	Description
P Ellis 6742	Roller Guide (Right Side)*	Side Roller Guide Stationary. These roller guides act as "back up" guides/perpendicular to saw base. 4 guides are needed. These Roller Guides act as "side guides" holding the saw blade perpendicular to the saw base. 4 Roller Guides are needed.

P Ellis 6743



Mfg Part Number	Item Name	Description
P Ellis 6743	Roller Guide (Left Side)*	P Ellis 6743. These Roller Guides act as "side guides" holding the saw blade perpendicular to the saw base. 4 Roller Guides are needed.

Ellis Belts

P ELLIS 4992



Mfg Part Number	Item Name
P ELLIS 4992	Drive Belt*

Ellis Band Saw



HEM Saw Parts

HEM Chip Brush Parts

HEM Saw Chip Brush Parts

P HEM A-9634-0-1



Mfg Part Number	Item Name	Description
P HEM A-9634-0-1	Chip Brush Drive Wheel	Chip Brush Parts. This blade brush drive wheel is used on all HEMSAWS to Power Blade Brush Assembly.

P HEM P-7385



Mfg Part Number	Item Name	Description
P HEM P-7385	4" Chip Brush*	P HEM P-7385 wire Chip Brush for all HEMSAws. This brush removes chips from sawblade and prevents chips from being "pulled" back into the cut. A proper adjusted chip brush is vital to blade life.

HEM Saw Parts



HEM Saw Parts

HEM Saw Belts

HEM Saw Drive Belts

P HEM P-7354



Mfg Part Number	Item Name	Description
P HEM P-7354	Drive Belt H90 750 V100*	Drive Belt H90 750 V100* This vari-speed is used on Hem models H-90, H-750 and V-100.

P HEM P-7355



Mfg Part Number	Item Name	Description
P HEM P-7355	Drive Belt*	Drive Belt*P HEM P-7355. This vari-speed is used on Hem models DC-14 & H-101 (OLD STYLE).

P HEM P-7355-1



Mfg Part Number	Item Name	Description
P HEM P-7355-1	Drive Belt*	Drive Belt* THIS IS A VARIABLE SPEED DRIVE BELT USED ON HEM MODELS H-101A-1

P HEM P-7355-2



Mfg Part Number	Item Name	Description
P HEM P-7355-2	Motor Belt* V100 Lm2-3	Belt*V100 LM2-3 This is a vari-speed belt used on HEM models V100/LM2 and LM3.

P HEM P-7356



Mfg Part Number	Item Name	Description
P HEM P-7356	Drive Belt 1200 V120*	Drive Belt 1200 V120* This vari-speed is used on Hem models H-90, H-750 and V-100.

P HEM P-7356-1



Mfg Part Number	Item Name	Description
P HEM P-7356-1	Drive Belt 1400 V150*	Drive Belt 1400 V150. This vari-speed is used on Hem models H-90, H-750 and V-100.

P HEM P-7356-2



Mfg Part Number	Item Name	Description
P HEM P-7356-2	Drive Belt H130 F130*	Drive Belt H130 F130. This vari-speed is used on Hem models H-90, H-750 and V-100.

P HEM P-7358



Mfg Part Number	Item Name	Description
P HEM P-7358	Drive Belt 2000-40*	Drive Belt 2000-40* This vari-speed is used on Hem models H-90, H-750 and V-100.

HEM Saw Parts



HEM Saw Parts

HEM Saw Belts

HEM Saw Drive Belts

P HEM P-7359



Mfg Part Number	Item Name	Description
P HEM P-7359	Drive Belt 1500 1600 H160*	Drive Belt 1500 1600 H160* This vari-speed is used on Hem models H-90, H-750 and V-100.

P HEM P-7359-1



Mfg Part Number	Item Name	Description
P HEM P-7359-1	Drive Belt (Pm25) *	Drive Belt (PM25). This vari-speed is used on Hem models H-90, H-750 and V-100.

P HEM P-7360



Mfg Part Number	Item Name	Description
P HEM P-7360	Drive Belt*	Drive Belt*

P HEM P-7363-16



Mfg Part Number	Item Name	Description
P HEM P-7363-16	Drive Belt Dc4040*	Drive Belt DC4040* This vari-speed is used on Hem models H-90, H-750 and V-100.


P HEM P-7363-18



Mfg Part Number	Item Name	Description
P HEM P-7363-18	Drive Belt	Drive Belt


HEM Saw Timing Belts

P HEM P-7361



Mfg Part Number	Item Name	Description
P HEM P-7361	TIMING BELT*	P HEM P-7361

P HEM P-7362-1



Mfg Part Number	Item Name	Description
P HEM P-7362-1	TIMING BELT*	P HEM P-7362-1

P HEM P-7363-14



Mfg Part Number	Item Name	Description
P HEM P-7363-14	TIMING BELT*	P HEM P-7363-14

HEM Saw Parts




HEM Saw Parts

HEM Saw Belts

HEM Saw Timing Belts

P HEM P-7363-2




Mfg Part Number	Item Name	Description
P HEM P-7363-2	TIMING BELT*	P HEM P-7363-2

P HEM P-7363-22



Mfg Part Number	Item Name	Description
P HEM P-7363-22	BELT	P HEM P-7363-22

P HEM P-7363-6



Mfg Part Number	Item Name	Description
P HEM P-7363-6	TIMING BELT*	P HEM P-7363-6

P HEM P-7363-7



Mfg Part Number	Item Name	Description
P HEM P-7363-7	TIMING BELT*	P HEM P-7363-7

HEM Saw Parts



HEM Saw Parts

HEM Saw Blade Guides and Guide Arm Parts

HEM Saw Enhancer Repair Parts

P HEM A-11949-15-1-B



Mfg Part Number	Item Name	Description
P HEM A-11949-15-1-B	Enhancer Link*	P HEM A-11949-15-1-B. Enhancer link connects "Back-Up" Guide to enhancer cylinder assembly. Holding "Back-Up" carbide in place allowing assembly to pivot (4 are needed per machine)

P HEM A-11949-16-1-A



Mfg Part Number	Item Name	Description
P HEM A-11949-16-1-A	Link For Enhancer - Thick*	P HEM A-11949-16-1-A. Enhancer link connects "Back-Up" Guide to enhancer cylinder assembly. Holding "Back-Up" carbide in place allowing assembly to pivot (4 are needed per machine)

P HEM A-11949-16-1-B



Mfg Part Number	Item Name	Description
P HEM A-11949-16-1-B	Link For Enhancer	P HEM A-11949-16-1-B, Enhancer Link. Enhancer link connects "Back-Up" Guide to enhancer cylinder assembly. Holding "Back-Up" carbide in place allowing assembly to pivot (4 are needed per machine)

HEM Saw Hydraulic Parts

P HEM R-11941-14

Mfg Part Number	Item Name
P HEM R-11941-14	Seal Kit for Pwd. Guide Arm Cy

HEM Saw Parts



HEM Saw Parts

HEM Saw Blade Guides and Guide Arm Parts

HEM Saw Replacement Backup Guides

P HEM A-10175




Mfg Part Number	Item Name	Description
P HEM A-10175	Top Guide 1500 (Old Style)*	Backup guide for HEM Saw 1500 1 1/2 band. This guide rides on the top of the sawblade, supporting the blade during cutting.

P HEM A-10175-10



Mfg Part Number	Item Name	Description
P HEM A-10175-10	3/8" Top Guide*	p HEM A-10175 10. This guide rides on the top of the sawblade, supporting the blade during cutting.

P HEM A-10175-11



Mfg Part Number	Item Name	Description
P HEM A-10175-11	1/2" Top Guide*	p HEM A-10175-11. This guide rides on the top of the sawblade, supporting the blade during cutting.

P HEM A-11865-4



Mfg Part Number	Item Name	Description
P HEM A-11865-4	Blade Cushion	P HEM A-11865-4. This Guide Assembly acts as "Back Up" Guide & Vibration Dampening Vibration. Used on Hem Model # V-100LMS.

HEM Saw Parts



HEM Saw Parts

HEM Saw Blade Guides and Guide Arm Parts

HEM Saw Replacement Backup Guides

P HEM B-11865-10-4



Mfg Part Number	Item Name	Description
P HEM B-11865-10-4	Blade Cushion V-100 Lm3	Blade Cushion V-100 Lm3. This assembly acts as "Back Up" guide dampening vibration.

P HEM B-9327-46

Mfg Part Number	Item Name
P HEM B-9327-46	Cut Watcher Carbide*

P HEM P-7124



Mfg Part Number	Item Name	Description
P HEM P-7124	Lower Back-Up Guide(V-100)*	Top Carbide Guide for 750 3/4" machine. This guide rides on the top of the saw blade, supporting the blade during cutting.

P HEM P-7125



Mfg Part Number	Item Name	Description
P HEM P-7125	Top Guides*	Top Carbide Guide for machine the use 1" and 1 1/4" band. This guide rides on the top of the saw blade, supporting the blade during cutting.

HEM Saw Parts



HEM Saw Parts

HEM Saw Blade Guides and Guide Arm Parts

HEM Saw Replacement Blade Guards

P HEM A-11868



Mfg Part Number	Item Name	Description
P HEM A-11868	Retainer- Sliding Blade Guard	Retainer- Sliding Blade Guard. This shaft is used to move adjustable Guide Arm in and out (used in conjunction with part #P-7103-4 and P-7183-15)

HEM Saw Replacement Blade Guide Arm Parts

P HEM A-9435-0-1-0



Mfg Part Number	Item Name	Description
P HEM A-9435-0-1-0	Shaft- Adjustable Guide Arm*	Shaft-Adjustable guide A. This shaft is used to move Adjustable Guide Arm in and out (used in conjunction with Part #P-7103-4 and #P-7183-15)

P HEM P-7103-4



Mfg Part Number	Item Name	Description
P HEM P-7103-4	P50-4 Bronze Bearing*	P50-4 Bronze Bearing* Two of these bearings are used to support adjustable guide arm shaft part # A-9435-0-1-0.

P HEM P-7183-15



Mfg Part Number	Item Name	Description
P HEM P-7183-15	Martin Gear S2015*	Martin Gear S2015*This drive gear is mounted on the end of part # A-9435-0-1-0 (Adjustable Guide Arm to be moved in and out)

HEM Saw Parts



HEM Saw Parts

HEM Saw Blade Guides and Guide Arm Parts

HEM Saw Replacement Blade Guide Clamps

P HEM B-9293-J



Mfg Part Number	Item Name	Description
P HEM B-9293-J	Adjustable Clamp Cap*	P HEM B-9293-J. These Guides and Clamps hold the "Floating" Side Guide and Mount on Outside bottom of Guide Arms. This is the Outer Guide Cap Assembly that is mounted on the Adjustable Guide Arm, holding the "floating" Blade Guide in position..

P HEM B-9294-K



Mfg Part Number	Item Name	Description
P HEM B-9294-K	Fixed Clamp Cap*	P HEM B-9294-K. This is the Outer Guide Cap Assembly that is mounted on the Fixed Guide Arm, holding the "floating" Blade Guide in position.

HEM Saw Parts



HEM Saw Parts

HEM Saw Blade Guides and Guide Arm Parts


HEM Saw Replacement Blade Guide Clamps

P HEM C-10149-D



Mfg Part Number	Item Name	Description
P HEM C-10149-D	Guide Clamp-Fixed*	P HEM C-10149-D. This is the Outer Guide Cap Assembly that is mounted on the Fixed Guide Arm, holding the "floating" Blade Guide in position.

P HEM C-10150-D



Mfg Part Number	Item Name	Description
P HEM C-10150-D	Guide Clamp - Adj.*	P HEM C-10150-D. This is the Outer Guide Cap Assembly that is mounted on the Fixed Guide Arm, holding the "floating" Blade Guide in position.

HEM Saw Parts




HEM Saw Parts

HEM Saw Blade Guides and Guide Arm Parts

HEM Saw Replacement Blade Guide Clamps

P HEM C-10582



Mfg Part Number	Item Name	Description
P HEM C-10582	Adapter Plate Fixed*	P HEM C-10582. This is the Inner Guide Mount Assembly for the Fixed Guide Arm.

P HEM C-10584



Mfg Part Number	Item Name	Description
P HEM C-10584	Adapter Plate Adj.*	P HEM C-10584: Adjustable Guide Clamp. This is the Inner Guide Mount Assembly for the Adjustable Guide Arm.

HEM Saw Parts



HEM Saw Parts

HEM Saw Blade Guides and Guide Arm Parts

HEM Saw Replacement Blade Guide Clamps

P HEM D-10582-5-1



Mfg Part Number	Item Name	Description
P HEM D-10582-5-1	FIXED PLATE ADAPTER*	P HEM D-10582-5-1 This is the Inner Guide Mount Assembly for the Fixed Guide Arm.

P HEM D-10582-5-2



Mfg Part Number	Item Name	Description
P HEM D-10582-5-2	FIXED PLATE CAP*	P HEM D-10582-5-2 This is the Outer Guide Cap Assembly that is mounted on the Fixed Guide Arm, holding the "floating" Blade Guide in position.

HEM Saw Parts



HEM Saw Parts

HEM Saw Blade Guides and Guide Arm Parts

HEM Saw Replacement Blade Guide Clamps

P HEM D-10584-5-1



Mfg Part Number	Item Name	Description
P HEM D-10584-5-1	ADJUSTABLE CLAMP CAP*	P HEM D-10584-5-1 Adjustable Guide Clamp. This is the Inner Guide Mount Assembly for the Adjustable Guide Arm.

P HEM D-10584-5-2



Mfg Part Number	Item Name	Description
P HEM D-10584-5-2	ADJUSTABLE ADAPTER PLATE *	P HEM D-10584-5-2 This is the Outer Guide Cap Assembly that is mounted on the Fixed Guide Arm, holding the "floating" Blade Guide in position.

HEM Saw Parts




HEM Saw Parts

HEM Saw Blade Guides and Guide Arm Parts

HEM Saw Replacement Blade Guides for 1 1/2 Band

P HEM B-10176-1D



Mfg Part Number	Item Name	Description
P HEM B-10176-1D	1500 Side Guides*	Fits HEM Saw machine 1400 (1 1/2 band), 1500 Carbide has ground finish. Guides are sold as a Matched set of 4 Guides.

P HEM C-9327-6



Mfg Part Number	Item Name	Description
P HEM C-9327-6	Side Guides(H-130) *	Side Guides For machines HEM Saw H-130 (all models), WF130 (all models).These Guides hold the Sawblade straight & perpendicular to saw base. Guides are sold as a Matched set of 4 Guides.

HEM Saw Parts




HEM Saw Parts

HEM Saw Blade Guides and Guide Arm Parts


HEM Saw Replacement Blade Guides for 1 1/4 Band

P HEM B-9327-0-1



Mfg Part Number	Item Name	Description
P HEM B-9327-0-1	1200 Hem Side Guides*(4)	Fits HEM 1200 (all models), Cyclone (all models), HEM Saw V100 LM2, LM3, LA4, and all Hydraulic vertical saws. Guides are sold as a Matched set of 4 Guides.

P HEM C-9327-1



Mfg Part Number	Item Name	Description
P HEM C-9327-1	Side Guides H-105*	Fits Machines HEM Saw H101 (all models), HEM Saw H105 (all models), H120 (all models) Guides are sold as a Matched set of 4 Guides.

HEM Saw Parts




HEM Saw Parts

HEM Saw Blade Guides and Guide Arm Parts

HEM Saw Replacement Blade Guides for 1 inch Band


P HEM B-9327-0-3



Mfg Part Number	Item Name	Description
P HEM B-9327-0-3	Blade Guides (H90)set-4*	1" Carbide Blade Guides Fits Machines: sidewinder (all models),HEM Saw H90, H100 Steel Backing with carbide soldered on. Guides are sold as a Matched set of 4 Guides.

HEM Saw Replacement Blade Guides for 2 5/8 Band

P HEM C-9327-4



Mfg Part Number	Item Name	Description
P HEM C-9327-4	3000 Side Guides(Set of 4)	Fits HEM Saw DC40 and all other machines with the exception of models 2000-60. Guides are sold as a Matched set of 4 Guides.

HEM Saw Parts




HEM Saw Parts

HEM Saw Blade Guides and Guide Arm Parts


HEM Saw Replacement Blade Guides for 2 inch Band

P HEM B-10176-2



Mfg Part Number	Item Name	Description
P HEM B-10176-2	2000 Side Guides (Set Of 4)*	Fits all 2000 machines with 2" band (Set of 4)*. Guides are sold as a Matched set of 4 Guides.

P HEM C-9327-2



Mfg Part Number	Item Name
P HEM C-9327-2	Side Guides (H3236)*

HEM Saw Parts




HEM Saw Parts

HEM Saw Blade Guides and Guide Arm Parts

HEM Saw Replacement Blade Guides for 2 inch Band

P HEM C-9327-2-H



Mfg Part Number	Item Name	Description
P HEM C-9327-2-H	Side Guides (4) H-160*	Fits Machines HEM Saw H160 (all models), HEM Saw H190 (all models), H3236 (all models), Ct200 (all models), WF140 (all models), WF160 (all models), WF 190 (all models). Guides are sold as a Matched set of 4 Guides.

HEM Saw Coolant System Parts

HEM Saw Coolant Lines

P HEM P-7063-500



Mfg Part Number	Item Name	Description
P HEM P-7063-500	CONNECTOR	P HEM P-7063-500. Used to Mount Coolant line to Coolant Manifold.

HEM Saw Parts



HEM Saw Parts

HEM Saw Coolant System Parts

HEM Saw Coolant Lines

P HEM P-7336-1



Mfg Part Number	Item Name	Description
P HEM P-7336-1	1/4" Loc-Line 6" Segment*	P HEM P-7336-1. Flexible Loc Line used on Machines with Aux Coolant Manifolds for Additional Coolant Flow.

P HEM P-7336-14



Mfg Part Number	Item Name	Description
P HEM P-7336-14	1/4" Y Connector For Loc-Line*	1/4" Y Connector for LOC-L. Connects to 1/4" Flex Line.

P HEM P-7336-15



Mfg Part Number	Item Name	Description
P HEM P-7336-15	1/2" Connector*	P HEM P-7336-15. 1/2" Connector*. Connects to 1/2" Flex Line. Adapts from threaded manifold to flex line.

P HEM P-7336-16



Mfg Part Number	Item Name	Description
P HEM P-7336-16	1/2" Y Connector for Loc-Line	P HEM P-7336-16. 1/2 connector allows for "splitting" allowing for more flow and versatility.

HEM Saw Parts



HEM Saw Parts

HEM Saw Coolant System Parts

HEM Saw Coolant Lines

P HEM P-7336-2



Mfg Part Number	Item Name	Description
P HEM P-7336-2	1/4" Connector*	P HEM P-7336-2. 1/4" connector connects to 1/4" flex line adapts from threaded manifold to flex line.

P HEM P-7336-3



Mfg Part Number	Item Name	Description
P HEM P-7336-3	1/4" Nozzle*	P HEM P-7336-3. Used at end of lockline to "fan out" coolant flow.

P HEM P-7336-5



Mfg Part Number	Item Name	Description
P HEM P-7336-5	1/2" Loc-Line Valve*	Coolant valve for 1/2" loc-line. Used to adjust coolant flow.

P HEM P-7336-6



Mfg Part Number	Item Name	Description
P HEM P-7336-6	1/2" Loc-Line 6" Segment*	1/2" Loc-line 6" Segment*





HEM Saw Parts

HEM Saw Coolant System Parts

HEM Saw Coolant Lines

P HEM P-7336-7



Mfg Part Number	Item Name	Description
P HEM P-7336-7	1/2" Loc-Line Flare Nozzle*	1/2" Loc-line flare nozzle. Used at end of lockline to "fan out" coolant flow.

P HEM P-7347



Mfg Part Number	Item Name	Description
P HEM P-7347	Coolant Pump *	Coolant Pump*

P HEM P-7348



Mfg Part Number	Item Name	Description
P HEM P-7348	Coolant Pump*	Coolant Pumps*

HEM Saw Parts



HEM Saw Parts

HEM Saw Drive Pullys

HEM Saw Motor and Drive Pulleys

P HEM P-7220-406



Mfg Part Number	Item Name	Description
P HEM P-7220-406	Motor Pulley*	Motor Pulley*

P HEM P-7220-407



Mfg Part Number	Item Name
P HEM P-7220-407	Motor Pulley For V-100*

HEM Saw Parts



HEM Saw Parts

HEM Saw Drive Pullys

HEM Saw Motor and Drive Pulleys

P HEM P-7220-409



Mfg Part Number	Item Name	Description
P HEM P-7220-409	Drive Pulley*	Drive Pulley*

P HEM P-7220-409-1



Mfg Part Number	Item Name	Description
P HEM P-7220-409-1	Drive Pulley 1400 La*	Drive Pulley 1400 LA*

HEM Saw Parts



HEM Saw Parts

HEM Saw Drive Pullys

HEM Saw Motor and Drive Pulleys

P HEM P-7220-411



Mfg Part Number	Item Name	Description
P HEM P-7220-411	Selector Pulley 1 3/8"	Selector Pulley 1 3/8"

P HEM P-7220-411-1



Mfg Part Number	Item Name	Description
P HEM P-7220-411-1	Motor Pulley*	Motor Pulley*

HEM Saw Parts



HEM Saw Parts

HEM Saw Drive Pullys

HEM Saw Motor and Drive Pulleys

P HEM P-7220-506



Mfg Part Number	Item Name	Description
P HEM P-7220-506	Gear Reducer Pulley 750 *	Gear Reducer Pulley 750*

P HEM P-7220-508



Mfg Part Number	Item Name	Description
P HEM P-7220-508	Pulley For V-100Lm*	Pulley for V-100LM*

HEM Saw Parts



HEM Saw Parts

HEM Saw Electrical Parts

HEM Saw Chip Brush Parts

P HEM P-7437



Mfg Part Number	Item Name	Description
P HEM P-7437	Peplite*	P HEM P-7437. 110 V. Console Light.

HEM Saw Digital Readouts

P HEM P-7428-4



Mfg Part Number	Item Name	Description
P HEM P-7428-4	Digital Readout*	Digital Readout*. Used to Indicate Blade Speed.

HEM Saw Electrical Parts

P HEM P-7218-1

Mfg Part Number	Item Name
P HEM P-7218-1	FAN*

P HEM P-7428-24



Mfg Part Number	Item Name	Description
P HEM P-7428-24	ENCODER	P HEM P-7428-24. Optical Encoder.

HEM Saw Parts



HEM Saw Parts

HEM Saw Electrical Parts

HEM Saw Electrical Parts

P HEM P-7428-3



Mfg Part Number	Item Name	Description
P HEM P-7428-3	Atc Counter	P HEM P-7428-24

P HEM P-7428-47



Mfg Part Number	Item Name	Description
P HEM P-7428-47	EnCoder Descent rate	EnCoder Descent rate P HEM P-7428-47. This Optical Encoder measures Head Descent Rate in Inches per Minute.

P HEM P-7428-48



Mfg Part Number	Item Name	Description
P HEM P-7428-48	Encoder*	Encoder*. This Optical Encoder is used to find Feed Length on Hemsaws with Computer Feed Options.

P HEM P-7428-8



Mfg Part Number	Item Name	Description
P HEM P-7428-8	Tilt Indicator	Tilt Indicator. Used on Vertical Machines to show Mitre Degree Angle.

HEM Saw Parts



HEM Saw Parts

HEM Saw Electrical Parts

HEM Saw Electrical Parts

P HEM P-7437-20



Mfg Part Number	Item Name	Description
P HEM P-7437-20	Shadow Light Bulb*	Shadow light Bulb*. Replacement Bulb for Hemsaws with "Shadow Light."

P HEM P-7442-4



Mfg Part Number	Item Name	Description
P HEM P-7442-4	3 Position Spring Back*	3 Position Spring Back*. 1 can be Wired Normally Open or Normally Closed for Either the Feed or Retract Limit Switch.

P HEM P-7444



Mfg Part Number	Item Name	Description
P HEM P-7444	Switch(Shuttle F&R)* Silver	Switch (Shuttle F&R)*

P HEM P-7451

Mfg Part Number	Item Name	Description
P HEM P-7451	Micro Switch*	Micro Switch*

HEM Saw Parts



HEM Saw Parts

HEM Saw Electrical Parts

HEM Saw Electrical Parts

P HEM P-7564-1



Mfg Part Number	Item Name	Description
P HEM P-7564-1	Blade Speed Prox Switch*	Blade Speed Prox Switch*. This is the Sanding Unit that sends Information to Digital Read out for Blade Speed.

P HEM P-7577



Mfg Part Number	Item Name	Description
P HEM P-7577	Work Lamp	P HEM P-7577. 110 V Work Lamp.

P HEM P-7583-18



Mfg Part Number	Item Name
P HEM P-7583-18	Key Pad*

P HEM P-7583-19



Mfg Part Number	Item Name
P HEM P-7583-19	Key Pad*

HEM Saw Parts




HEM Saw Parts

HEM Saw Electrical Parts

HEM Saw Electrical Parts

P HEM P-7636-5



Mfg Part Number	Item Name	Description
P HEM P-7636-5	5 Amp Fuse	5 Amp Fuse. Slow Blow Fuse used for Coolant Protection.

Hem Saw Guide Arm Motors

P HEM P-7205

Mfg Part Number	Item Name	Description
P HEM P-7205	Gear Motor*	Gear Motor*

HEM Saw Shuttle Table

P HEM P-7363-11



Mfg Part Number	Item Name	Description
P HEM P-7363-11	Encoder Belt	Encoder Belt. Used for Drive Encoder.

HEM Saw Parts



HEM Saw Parts

HEM Saw Electrical Parts

Hem Saw Switches and Contacts

P HEM P-7442-1



Mfg Part Number	Item Name
P HEM P-7442-1	2 Pos. Selector Switch

P HEM P-7442-10



Mfg Part Number	Item Name
P HEM P-7442-10	Contact Switch

P HEM P-7442-11



Mfg Part Number	Item Name
P HEM P-7442-11	Joystick Switch

P HEM P-7442-14



Mfg Part Number	Item Name
P HEM P-7442-14	Switch Red Ext. HD PB

P HEM P-7442-18



Mfg Part Number	Item Name
P HEM P-7442-18	Switch 4 Pos Joystick

P HEM P-7442-2



Mfg Part Number	Item Name
P HEM P-7442-2	RESET SWITCH ASSM.

P HEM P-7442-20-2



Mfg Part Number	Item Name
P HEM P-7442-20-2	Black Push Button Flush Head

P HEM P-7442-24



Mfg Part Number	Item Name
P HEM P-7442-24	Joystick 3 Pos.

HEM Saw Parts



HEM Saw Parts

HEM Saw Electrical Parts

Hem Saw Switches and Contacts

P HEM P-7442-25



Mfg Part Number	Item Name
P HEM P-7442-25	SW 3 Pos Spring return RT to C

P HEM P-7442-28



Mfg Part Number	Item Name
P HEM P-7442-28	Emergency Stop Operator

P HEM P-7442-29



Mfg Part Number	Item Name
P HEM P-7442-29	Emergency Stop Operator(Big)

P HEM P-7442-3



Mfg Part Number	Item Name
P HEM P-7442-3	Yellow Flush Switch

P HEM P-7442-32



Mfg Part Number	Item Name
P HEM P-7442-32	Op. 2 Pos Maint Key Type 455

P HEM P-7442-5



Mfg Part Number	Item Name
P HEM P-7442-5	On//Off Switch Spring Left 3P

P HEM P-7442-6



Mfg Part Number	Item Name
P HEM P-7442-6	3 Position Switch*

P HEM P-7442-6-1



Mfg Part Number	Item Name
P HEM P-7442-6-1	3 Position Switch*

HEM Saw Parts



HEM Saw Parts

HEM Saw Electrical Parts

Hem Saw Switches and Contacts

P HEM P-7442-7



Mfg Part Number	Item Name
P HEM P-7442-7	Power Switch

P HEM P-7442-8



Mfg Part Number	Item Name
P HEM P-7442-8	Mounting Base Switch

P HEM P-7442-9



Mfg Part Number	Item Name
P HEM P-7442-9	Contact Block

HEM Saw Parts



HEM Saw Parts

HEM Saw Electrical Parts

Hem Saw Toggle Switches

P HEM P-7440



Mfg Part Number

P HEM P-7440

Item Name

Head Lift Switch

P HEM P-7440-3



Mfg Part Number

P HEM P-7440-3

Item Name

2 Position Toggle Switch

P HEM P-7440-5

Mfg Part Number

P HEM P-7440-5

Item Name

SWITCH

P HEM P-7440-6



Mfg Part Number

P HEM P-7440-6

Item Name

Shuttle Vice Control Switch

HEM Saw Parts



HEM Saw Parts

HEM Saw Electrical Parts

Hem Saw Toggle Switches

P HEM P-7440-7



Mfg Part Number

P HEM P-7440-7

Item Name

Double Stroke Toggle Switch

P HEM P-7440-8



Mfg Part Number

P HEM P-7440-8

Item Name

Switch DPST C-H 15A

P HEM P-7441



Mfg Part Number

P HEM P-7441

Item Name

Toggle Switch

P HEM P-7441-1



Mfg Part Number

P HEM P-7441-1

Item Name

Switch

HEM Saw Parts



HEM Saw Parts

HEM Saw Electrical Parts

Hem Saw Toggle Switches

P HEM P-7442



Mfg Part Number	Item Name
P HEM P-7442	Auto Forward Switch

P HEM P-7442-22

Mfg Part Number	Item Name	Description
P HEM P-7442-22	4 Position Switch*	4 Position Switch*

P HEM P-7446



Mfg Part Number	Item Name
P HEM P-7446	Auto Start Toggle Switch

HEMsaw Fuse Holders

P HEM P-7450



Mfg Part Number	Item Name	Description
P HEM P-7450	Limit Switch (Black)*	Limit Switch (Black)*

HEM Saw Parts



HEM Saw Parts

HEM Saw Electrical Parts

HEMsaw Fuse Holders

P HEM P-7600



Mfg Part Number	Item Name	Description
P HEM P-7600	Amber Fuse Holder*	Amber Fuse Holder*.

P HEM P-7601



Mfg Part Number	Item Name	Description
P HEM P-7601	Clear Fuse Holder*	Clear Fuse Holder*

Hem Saw Feed System Parts

Hem Saw Gauges

P HEM P-7140-1



Mfg Part Number	Item Name
P HEM P-7140-1	Feed Gauge 1500*

HEM Saw Parts



HEM Saw Parts

HEM Saw Hydraulic Replacement Parts

HEM Saw Air Controls

P HEM P-7901-57



Mfg Part Number	Item Name	Description
P HEM P-7901-57	Filter*	Filter*

HEM Saw Hydraulic Parts

P HEM P-7140-2



Mfg Part Number	Item Name	Description
P HEM P-7140-2	0-160 Guage	P HEM P-7140-2

P HEM P-7901-15



Mfg Part Number	Item Name
P HEM P-7901-15	Coarse Feed Valve

P HEM P-7901-16



Mfg Part Number	Item Name	Description
P HEM P-7901-16	Flow Control Vavle*	#P 7901-16 Flow Control Vavle* Used for Regulating Head Feed Rate during cutting (Speed).

HEM Saw Parts



HEM Saw Parts

HEM Saw Hydraulic Replacement Parts

HEM Saw Hydraulic Parts

P HEM P-7901-2



Mfg Part Number	Item Name	Description
P HEM P-7901-2	Solenoid Valve	#P-7901-2 Solenoid Valve A daily function Selenoid.

P HEM P-7901-22



Mfg Part Number	Item Name	Description
P HEM P-7901-22	SOLENOID VALVE	P HEM P-7901-22. A single funtion Selinoid Valve.

P HEM P-7901-2-2



Mfg Part Number	Item Name	Description
P HEM P-7901-2-2	Coil*	P HEM P-7901-2-2. Replace Coil for Selinoid Valves: #P7901-22 and P-7901-2

P HEM P-7901-27



Mfg Part Number	Item Name
P HEM P-7901-27	Canister Filter

HEM Saw Parts



HEM Saw Parts

HEM Saw Hydraulic Replacement Parts

HEM Saw Hydraulic Parts

P HEM P-7901-29



Mfg Part Number	Item Name
P HEM P-7901-29	Filter

P HEM P-7901-3



Mfg Part Number	Item Name	Description
P HEM P-7901-3	0-1000 Gauge*	P HEM P-7901-3. Hydraulic Pressure Gauge used to indicate cutting pressure.

P HEM P-7901-50



Mfg Part Number	Item Name	Description
P HEM P-7901-50	Filter*	Filter* P-7901-50 Replacement Hydraulic Filter Element.

P HEM P-7901-53



Mfg Part Number	Item Name
P HEM P-7901-53	FINE SOLENOID VALVE

HEM Saw Parts



HEM Saw Parts

HEM Saw Hydraulic Replacement Parts

HEM Saw Hydraulic Parts

P HEM P-7901-63



Mfg Part Number	Item Name	Description
P HEM P-7901-63	Hydraulic Pump*	Hydraulic Pump* P-7901-63 "In Tank" Hydraulic Pump supplying Hydraulic Pressure for all Saw functions.

P HEM P-7901-8



Mfg Part Number	Item Name	Description
P HEM P-7901-8	Valve	P HEM P-7901-8

P HEM R-10425-1



Mfg Part Number	Item Name	Description
P HEM R-10425-1	2 1/2" Control Cyl. Kit*	2 1/2" Control Cyl. Kit*

HEM Saw Sub

P HEM P-7050-008



Mfg Part Number	Item Name	Description
P HEM P-7050-008	O-RING	P HEM P-7050-008

HEM Saw Parts



HEM Saw Parts

HEM Saw Hydraulic Replacement Parts

HEM Saw Sub

P HEM P-7050-113



Mfg Part Number	Item Name	Description
P HEM P-7050-113	O-RING	P HEM P-7050-113

P HEM P-7050-210



Mfg Part Number	Item Name	Description
P HEM P-7050-210	O-RING	P HEM P-7050-210 O-Ring

P HEM P-7050-214



Mfg Part Number	Item Name	Description
P HEM P-7050-214	O-Ring*	P HEM P-7050-214

HEM Saw Idle and Drive Wheel Components

HEM Saw Sub

P HEM P-7096



Mfg Part Number	Item Name	Description
P HEM P-7096	BEARING*	P HEM P-7096

HEM Saw Parts



HEM Saw Parts

HEM Saw Idle and Drive Wheel Components

HEM Saw Wheel & Bearing Parts

P HEM D-9115-G-1



Mfg Part Number	Item Name
P HEM D-9115-G-1	Drive Wheel (1200L)*

P HEM D-9115-G-2



Mfg Part Number	Item Name	Description
P HEM D-9115-G-2	Idler Wheel W Bearings*	Idler Wheel w/Bearings*

P HEM P-7090



Mfg Part Number	Item Name	Description
P HEM P-7090	Idler Wheel Bearings*	Idler Wheel Bearings* Idle wheel bearings-2 bearings are required.

P HEM P-7091



Mfg Part Number	Item Name	Description
P HEM P-7091	Roller Bearing	Roller Bearing

HEM Saw Parts



HEM Saw Parts

HEM Saw Idle and Drive Wheel Components

HEM Saw Wheel & Bearing Parts

P HEM P-7093



Mfg Part Number	Item Name	Description
P HEM P-7093	Bearing*	HEM 750 Wheel Bearing. Idle wheel bearings-2 bearings are required.

P HEM P-7095



Mfg Part Number	Item Name	Description
P HEM P-7095	Bearing*	Bearing* Idle wheel bearings-2 bearings are required.

P HEM P-7096-1



Mfg Part Number	Item Name	Description
P HEM P-7096-1	Idler Wheel Bearing*	Idler Wheel Bearing* Idle wheel bearings-2 bearings are required.

HEM Saw Index Table Parts

Hem Saw Roller Components

P HEM A-9957-0-3



Mfg Part Number	Item Name	Description
P HEM A-9957-0-3	Spacer Mount	P HEM A-9957-0-3. THIS IS A SPACER MOUNT THAT IS USED UNDER ROLLER MOUNTING BLOCKS, ADJUSTING THE HEIGHT OF THE ROLLER ON THE FEED TABLE. IT IS 1/2" THICK.

HEM Saw Parts



HEM Saw Parts

HEM Saw Index Table Parts

Hem Saw Roller Components

P HEM A-9957-0-7



Mfg Part Number	Item Name	Description
P HEM A-9957-0-7	Mount Spacers	P HEM A-9957-0-3. THIS IS A SPACER MOUNT THAT IS USED UNDER ROLLER MOUNTING BLOCKS, ADJUSTING THE HEIGHT OF THE ROLLER ON THE FEED TABLE. IT IS 5/16" THICK.

HEM Saw Shuttle Table

P HEM P-7406



Mfg Part Number	Item Name
P HEM P-7406	INDEX COUNTER R.H.

P HEM P-7407



Mfg Part Number	Item Name
P HEM P-7407	INDEX COUNTER L.H.*

P HEM P-7407-2



Mfg Part Number	Item Name
P HEM P-7407-2	INDEX COUNTER R.H.*

HEM Saw Parts



HEM Saw Parts

HEM Saw Index Table Parts

HEM Saw Sub

P HEM P-7086-69



Mfg Part Number	Item Name	Description
P HEM P-7086-69	Thrust Bearing*	P HEM P-7086-69. This Thrust Bearing is used on Marvel Blade Tension Assemblies on HEMSAWS.

HEM Saw Parts



HEM Saw Parts

HEM Saw Pneumatic Components

HEM Saw Air Controls

P HEM B-9784-1



Mfg Part Number	Item Name	Description
P HEM B-9784-1	Feed Regulator*	Feed Regulator*

P HEM P-7130



Mfg Part Number	Item Name	Description
P HEM P-7130	Feed Valve*	Feed Valve*

P HEM P-7131



Mfg Part Number	Item Name	Description
P HEM P-7131	Exhaust Valve	P HEM P-7131

P HEM P-7133



Mfg Part Number	Item Name	Description
P HEM P-7133	Quick Exhaust Valve*	Quick Exhaust Valve*

P HEM P-7134



Mfg Part Number	Item Name	Description
P HEM P-7134	Flow Control Valve*	Flow Control Valve*

P HEM P-7140-6



Mfg Part Number	Item Name	Description
P HEM P-7140-6	2" Gauge	P HEM P-7140-6

P HEM P-7151



Mfg Part Number	Item Name	Description
P HEM P-7151	4-Way Valve*	4-Way Valve*

HEM Saw Parts



HEM Saw Parts
HEM Saw Pneumatic
Components

HEM Saw Electrical Parts

P HEM P-7415



Mfg Part Number	Item Name	Description
P HEM P-7415	Solenoid Valve*	P HEM P-7415


HEM Saw Pneumatic components

P HEM P-7150-3



Mfg Part Number	Item Name	Description
P HEM P-7150-3	Air/ Oiler*	Air/ Oiler*


P HEM R-9261



Mfg Part Number	Item Name	Description
P HEM R-9261	6" SHUTTLE VICE CYLIDNER SEAL	6" Shuttle Cylinder Seal Kit

HEM Saw Pneumatic Cylinder Repair Kits

P HEM R-10296-1



Mfg Part Number	Item Name
P HEM R-10296-1	6"lift Cylinder Kit(1500)

P HEM R-10296-3



Mfg Part Number	Item Name	Description
P HEM R-10296-3	8" Cylinder Seal Kit	P HEM R-10296-3

P HEM R-10902-13



Mfg Part Number	Item Name
P HEM R-10902-13	Seal Kit-Sidewinder

P HEM R-11690



Mfg Part Number	Item Name	Description
P HEM R-11690	Air Seal Kit (Ram Cylinder)*	Air Seal Kit (Ram Cylinder)*





HEM Saw Parts

HEM Saw Pneumatic Components

HEM Saw Pneumatic Cylinder Repair Kits

P HEM R-9158-4



Mfg Part Number	Item Name	Description
P HEM R-9158-4	Vice Cyl. Seal Kit	Vice Cyl. Seal Kit

P HEM R-9158-8



Mfg Part Number	Item Name
P HEM R-9158-8	Vise Cyl. Seal Kit*

P HEM R-9308-J



Mfg Part Number	Item Name
P HEM R-9308-J	4" Lift Cylinder Seal Kit

P HEM R-9627



Mfg Part Number	Item Name
P HEM R-9627	Seal Kit Air Cylinder H-90

P HEM R-9934



Mfg Part Number	Item Name	Description
P HEM R-9934	Kit(21/2 Shuttle-Air)*	P HEM R-9934


HEM Saw Sub

P HEM B-9154-1-D



Mfg Part Number	Item Name	Description
P HEM B-9154-1-D	End Cap	P HEM B-9154-1-D, End Cap

P HEM B-9154-2-1



Mfg Part Number	Item Name	Description
P HEM B-9154-2-1	End Cap	P HEM B-9154-2-1

HEM Saw Parts



HEM Saw Parts

**HEM Saw Pneumatic
Components**

HEM Saw Sub

P HEM P-7101-7-00



Mfg Part Number	Item Name	Description
P HEM P-7101-7-00	NYLINED BEARING	P HEM P-7101-7-00

HEM Saw Parts



HEM Saw Parts

Hem Saw Safety Parts

Hem Saw Door Latches

P HEM P-7683-1



Mfg Part Number	Item Name
P HEM P-7683-1	Latch*

HEM Saw Vise and Table Parts

HEM Saw Sub

P HEM B-9958-19-1-B



Mfg Part Number	Item Name	Description
P HEM B-9958-19-1-B	Roller Shaft (H-105La)	P HEM B-9958-19-1-B, Roller Shaft

Hem Saw Table Parts

P HEM A-9600-6-2



Mfg Part Number	Item Name
P HEM A-9600-6-2	Cutting Block*

HEM Saw Parts



HEM Saw Parts

HEM Saw Vise and Table Parts

Hem Saw Table Parts

P HEM B-12395-17



Mfg Part Number

P HEM B-12395-17

Item Name

Filler Strips*

P HEM B-9597-45



Mfg Part Number

P HEM B-9597-45

Item Name

CUT PLATE FOR SIDEWINDER

P HEM P-7767-50-19-A

Mfg Part Number

P HEM P-7767-50-19-A

Item Name

CARRIAGE BEARING*

HEM Saw Vises & Table Parts

P HEM A-10183-11



Mfg Part Number

P HEM A-10183-11

Item Name

Vice Guide Pin*

HEM Saw Parts



HEM Saw Parts

HEM Saw Vise and Table Parts

HEM Saw Vises & Table Parts

P HEM A-10309-7



Mfg Part Number	Item Name	Description
P HEM A-10309-7	Vice Tee	P HEM A-10309-7

P HEM A-10721-B



Mfg Part Number	Item Name	Description
P HEM A-10721-B	Brass Nut	P HEM A-10721-B

P HEM A-10769



Mfg Part Number	Item Name	Description
P HEM A-10769	Vice Lead Screw Nut	Vice Lead Screw Nut

P HEM B-8927-0-2



Mfg Part Number	Item Name
P HEM B-8927-0-2	Tension Nut (1200)*

HEM Saw Parts



HEM Saw Parts

HEM Transmission Parts

Hem Saw Bushings

P HEM A-9403-0-3-C



Mfg Part Number	Item Name
P HEM A-9403-0-3-C	Pivot Bearing*

HEM Saw Transmission Parts

P HEM P-7737-60



Mfg Part Number	Item Name	Description
P HEM P-7737-60	Input Brg Cup*	Input BRG Cup*

P HEM P-7738-60



Mfg Part Number	Item Name	Description
P HEM P-7738-60	Output Brg Cup*	Output BRG Cup*

P HEM P-7739-80



Mfg Part Number	Item Name	Description
P HEM P-7739-80	Input Bearing 80Rw*	Input Bearing 80RW*

HEM Saw Parts



HEM Saw Parts

HEM Transmission Parts

HEM Saw Transmission Parts

P HEM P-7740-24



Mfg Part Number	Item Name	Description
P HEM P-7740-24	Input Brg Cup*	Input BRG Cup*

P HEM P-7740-24-1



Mfg Part Number	Item Name	Description
P HEM P-7740-24-1	Input Brg Cone*	Input BRG Cone*

P HEM P-7740-80



Mfg Part Number	Item Name	Description
P HEM P-7740-80	Output Brg Cup*	Output BRG Cup*

P HEM P-7741-40-1



Mfg Part Number	Item Name	Description
P HEM P-7741-40-1	Output Cone*	Output Cone*

HEM Saw Parts



HEM Saw Parts

HEM Transmission Parts

HEM Saw Transmission Parts

P HEM P-7741-40-2



Mfg Part Number	Item Name	Description
P HEM P-7741-40-2	Output Cone*	Output Cone*

P HEM P-7742-25



Mfg Part Number	Item Name	Description
P HEM P-7742-25	Output Brg Cup*	Output BRG Cup*

P HEM P-7742-25-1



Mfg Part Number	Item Name	Description
P HEM P-7742-25-1	Output Brg Cone*	Output BRG Cone*

P HEM P-7743-35



Mfg Part Number	Item Name	Description
P HEM P-7743-35	Output Brg Cup*	Output BRG Cup*

HEM Saw Parts



HEM Saw Parts

HEM Transmission Parts

HEM Saw Transmission Parts

P HEM P-7743-35-1



Mfg Part Number	Item Name	Description
P HEM P-7743-35-1	Output Brg Cone*	Output BRG Cone*

P HEM P-7744-35



Mfg Part Number	Item Name	Description
P HEM P-7744-35	Input Brg Cup*	Input BRG Cup*

P HEM P-7744-35-1



Mfg Part Number	Item Name	Description
P HEM P-7744-35-1	Input Brg Cone	Input BRG Cone

P HEM P-7745-40



Mfg Part Number	Item Name	Description
P HEM P-7745-40	Input Brg Cup *	Input BRG Cup*

HEM Saw Parts



HEM Saw Parts

HEM Transmission Parts

HEM Saw Transmission Parts

P HEM P-7745-40-1



Mfg Part Number	Item Name	Description
P HEM P-7745-40-1	Input Brg Cone*	Input BRG Cone*

P HEM P-7747-60



Mfg Part Number	Item Name	Description
P HEM P-7747-60	Bearing*	Bearing*

P HEM P-7748-60



Mfg Part Number	Item Name	Description
P HEM P-7748-60	Output Brg Cone*	Output BRG Cone*

P HEM P-7748-60-5



Mfg Part Number	Item Name	Description
P HEM P-7748-60-5	Output Lower Cup Bearing*	Output Lower Cup Bearing





HEM Saw Parts

HEM Transmission Parts

HEM Saw Transmission Parts

P HEM P-7748-60-6



Mfg Part Number	Item Name	Description
P HEM P-7748-60-6	Output Cup Bearing*	Output Cup Bearing*

P HEM P-7749-80



Mfg Part Number	Item Name	Description
P HEM P-7749-80	Input Cone Bearing 80Rw*	Input Cone Bearing 80RW*

P HEM P-7750-1



Mfg Part Number	Item Name	Description
P HEM P-7750-1	Output Cone*	Output Cone*

P HEM P-7750-2



Mfg Part Number	Item Name	Description
P HEM P-7750-2	Output Cup*	Output Cup*

HEM Saw Parts



HEM Saw Parts

HEM Transmission Parts

HEM Saw Transmission Parts

P HEM P-7750-80



Mfg Part Number	Item Name	Description
P HEM P-7750-80	Output Brg. Cone 80Rw*	Output BRG. Cone 80RW*

P HEM P-7750-80-3



Mfg Part Number	Item Name	Description
P HEM P-7750-80-3	Output Cone Brg. 80Rw*	Output Cone BRG. 80RW*

P HEM P-7754



Mfg Part Number	Item Name	Description
P HEM P-7754	Input Seal*	Input Seal*

P HEM P-7755



Mfg Part Number	Item Name	Description
P HEM P-7755	Output Seal*	Output Seal*





HEM Saw Parts

HEM Transmission Parts

HEM Saw Transmission Parts

P HEM P-7755-3



Mfg Part Number	Item Name	Description
P HEM P-7755-3	Input Shaft Seal*	Output Shaft Seal*

P HEM P-7756



Mfg Part Number	Item Name	Description
P HEM P-7756	Output Seal*	Output Seal*

P HEM P-7762-60



Mfg Part Number	Item Name	Description
P HEM P-7762-60	Output Seal*	Output Seal* One is required-Seals between Output Shaft and Housing Gearbox.

Hydmech electrical parts

Hem Saw Toggle Switches

P HEM P-7440-1



Mfg Part Number	Item Name
P HEM P-7440-1	Toggle Switch DPDT on-on

HEM Saw Parts



Hydmech Saw Parts

Hydmech Band Saw Blade Guides - Aftermarket

Hydmech Backup Guides for 1.00 - 1.50

P HYD 340790



Mfg Part Number	Item Name	Description
P HYD 340790	Carbide Back up Guide	Carbide Back-Up Blade Guide, Fits Hydmech Band Saws using side guides: P Hydmech CRB-100-22-00, P Hydmech 125-22-00, P Hyd CRB-150-22-00

Hydmech Guides to Fit Bandsaws using a 1.000 Blade

P HYD CRB-100-22-00



Mfg Part Number	Item Name	Description
P HYD CRB-100-22-00	Side Guides 1" (S-20)	Replaces Part # CRB-100-22-00 or CRB-100-21-00. Sold as a set of 4, These Guides support the Sawblade during cutting holding the blade Perpendicular to Saw Base.

Hydmech Guides to Fit Bandsaws using a 1.250 Blade

P HYD CRB-125-22-00



Mfg Part Number	Item Name	Description
P HYD CRB-125-22-00	Carbide Side Guides 1 1/4"	P Hyd 125-22-00. Sold as a set of 4, These Guides support the Sawblade during cutting holding the blade Perpendicular to Saw Base.

Hydmech Saw Parts



Hydmech Saw Parts

Hydmech Band Saw Blade Guides - Aftermarket

Hydmech Guides to Fit Bandsaws using a 1.500 Blade

P HYD CRB-150-22-00



Mfg Part Number	Item Name	Description
P HYD CRB-150-22-00	Side Guides 1 1/2" blade std.	Hydmech Bandsaw Blade Guides - 1.50. Sold as a set of 4, These Guides support the Sawblade during cutting holding the blade Perpendicular to Saw Base.

P HYD CRB-150-22-00-A



Mfg Part Number	Item Name
P HYD CRB-150-22-00-A	Side Guide 1 1/2" blade w/Hyd

P HYD S25-3262-00

Mfg Part Number	Item Name
P HYD S25-3262-00	S-25 1 1/4 GUIDE

P HYD S25-3624-00

Mfg Part Number	Item Name
P HYD S25-3624-00	S-25 Guide for 1 1/2" blade

Hydmech Saw Parts




Hydmech Saw Parts

Hydmech Band Saw Blade Guides - Aftermarket

HydMech Guides to Fit Bandsaws using a 2.00 blade

P HYD CRB-200-22-00



Mfg Part Number	Item Name	Description
P HYD CRB-200-22-00	Side Guide 2" blades	P Hyd CRB-200-22-00. Sold as a set of 4, These Guides support the Sawblade during cutting holding the blade Perpendicular to Saw Base.

Hydmech Bandwheels

Hyd-Mech S-20 bandwheels

P HYD 810150



Mfg Part Number	Item Name
P HYD 810150	Drive Wheel S-20

P HYD 812887



Mfg Part Number	Item Name
P HYD 812887	Idler Wheel S-20

Hydmech V18 Band Wheels

P HYD 809304

Mfg Part Number	Item Name	Description
P HYD 809304	Drive Wheel V-18	Lower Drive Wheel on V-18 Machines Mount Directly on Output Shaft of Gear Box with Single Metric Bolt

Hydmech Saw Parts



Hydmech Saw Parts

Hydmech Bandwheels

Hydmech V18 Band Wheels

P HYD 809310

Mfg Part Number	Item Name	Description
P HYD 809310	Idler Wheel V-18	Upper Idlewheel Assembly includes Two Bearings already installed

Hydmech Drive Belts

Hydmech Belts For S-20, V18

P HYD 340345



Mfg Part Number	Item Name
P HYD 340345	Vari-Speed Belt

Hydmech Saw Parts



Hydmech Saw Parts

Hydmech electrical parts

Hydmech switches and contacts

P HYD 370540

Mfg Part Number	Item Name
P HYD 370540	TILT-Push button 2 stage

P HYD 370570



Mfg Part Number	Item Name
P HYD 370570	N/C Contact block

P HYD 370585



Mfg Part Number	Item Name
P HYD 370585	BLK. PUSH START

P HYD 372280

Mfg Part Number	Item Name
P HYD 372280	Boot for tilt switch

P HYD 372290



Mfg Part Number	Item Name
P HYD 372290	BLK. PUSH START

P HYD 372305



Mfg Part Number	Item Name
P HYD 372305	Green start & blk start

P HYD 372310



Mfg Part Number	Item Name
P HYD 372310	White cycle switch

P HYD 372325



Mfg Part Number	Item Name
P HYD 372325	Emergency stop (actuator only)

P HYD 372615



Mfg Part Number	Item Name
P HYD 372615	Vise 3 pos. spring frame/ft.

Hydmech Saw Parts



Hydmech Saw Parts

Hydmech electrical parts

Hydmech switches and contacts

P HYD 372625



Mfg Part Number	Item Name
P HYD 372625	2 POS. MAINT.

P HYD 372635



Mfg Part Number	Item Name
P HYD 372635	Head in feed

P HYD 372650



Mfg Part Number	Item Name
P HYD 372650	Guide arm- 3 pos s 1 ft./rt.

Hydmech Saw Parts



Hydmech Saw Parts

Hydmech V18 Drive Line

Hydmech V18 Band Wheels

P HYD 309304

Mfg Part Number	Item Name
P HYD 309304	Drive Wheel V-18



P HYD 309310

Mfg Part Number	Item Name
P HYD 309310	Idler Wheel V-18



Hydmech Saw Parts



Kalamazoo Saw Parts

Kalamazoo Drive Line Parts

Kalamazoo V-belts

P KAL 13A-2050



Mfg Part Number	Item Name
P KAL 13A-2050	Drive Belt*

Kalamazoo Saw Blade Guides

Kalamazoo 13AW, 13A, 13A4 Roller Guides

P KAL 8A-197



Mfg Part Number	Item Name
P KAL 8A-197	Roller Bearings*

P KAL 8A-198



Mfg Part Number	Item Name	Description
P KAL 8A-198	Roller Guides*	Roller Side Guides and Backup Roller Guides For Kalamazoo 13 Band Saw. 8) Roller Guides are needed for Side Guides (stacked in pairs). 2) Roller Guides are needed for Back-Up Guides (one on fixed arm and one on adjustable arm).

Kalamazoo Saw Parts



Kalamazoo Saw Parts

Kalamazoo Saw Blade Guides

Kalamazoo Carbide Backup Guides

P KAL 7A-1924C



Mfg Part Number	Item Name	Description
P KAL 7A-1924C	Carbide Back-Up	P KAL 7A-1924C. Used on Model # H-9AW. This back-up Carbide rides on back of sawblade, supporting blade during cutting operation.

Kalamazoo VT-18 Carbide Guides

P KAL 200313-11



Mfg Part Number	Item Name	Description
P KAL 200313-11	CARBIDE BACKUP GUIDE	P Kal 200313-11

P KAL VT-200389-11



Mfg Part Number	Item Name	Description
P KAL VT-200389-11	CARBIDE GUIDE	P Kal VT-200389-11

Kalamazoo Wheel Bearings

Kalamazoo 9, 9A, 9AW Idler Wheel Bearing

P KAL S-101

Mfg Part Number	Item Name
P KAL S-101	9A Idler Wheel Brg.

Kalamazoo Saw Parts



Kysor Johnson Saw Parts

Kysor Johnson BandSaw Parts

Kysor Johnson Model J Roller Guides

P JOHN 10025-01



Mfg Part Number	Item Name	Description
P JOHN 10025-01	Side Roller Guides*	P John 10025-01. 8) Roller Guides are needed for Side Guides (stacked in pairs). 2) Roller Guides are needed for Back-Up Guides (one on fixed arm and one on adjustable arm).

P JOHN 10026-01

Mfg Part Number	Item Name
P JOHN 10026-01	Upper Roller

P JOHN 5026-00



Mfg Part Number	Item Name
P JOHN 5026-00	Back Up Guide*

Kysor Johnson Saw Parts



Marvel Saw Parts

Marvel 25 Bandsaw

Marvel 25 Blade Guide Parts

P AB 25-BD3-A



Mfg Part Number	Item Name	Description
P AB 25-BD3-A	Blade Guide Upper Rh/Lower Lh*	This blade guide has three carbide pads it fits on a dove tail. The machine requires two pieces of P Ab 25-BD3-A and two pieces of P AB 25-BD4-A. It is recommended to replace the

P AB 25-BD4-A



Mfg Part Number	Item Name	Description
P AB 25-BD4-A	Blade Guide- Upper Lh/Lower Rh	This blade guide has three carbide pads it fits on a dove tail. The machine requires two pieces of P Ab 25-BD3-A and two pieces of P AB 25-BD4-A. It is recommended to replace the



Marvel Saw Parts

Marvel 25 Bandsaw

Marvel 25 Coolant & Chip Brush

P AB 25-BA107



Mfg Part Number	Item Name	Description
P AB 25-BA107	Miter Gear 8-1130	This gear is used on chip brush units powered by the transmission flywheel. Each unit takes two P AB 25-BA107 Miter Gears. Also known as Miter Gear 8-1130.

P AB 25-BA108



Mfg Part Number	Item Name	Description
P AB 25-BA108	Bronze Bushing 81-Ba153*	This Bushing is used on chip brush units powered by the transmission flywheel. Each unit takes three P AB 25-BA109 Bronze Bushings. Also known as Bronze Bushing 81-Ba153*

P AB 25-BA109



Mfg Part Number	Item Name	Description
P AB 25-BA109	Bronze Bushing 81-Ba154*	This Bushing is used on chip brush units powered by the transmission flywheel. Each unit takes one P AB 25-BA109 Bronze Bushings. Also known as Bronze Bushing 81-Ba154*

P AB 25-BA111



Mfg Part Number	Item Name	Description
P AB 25-BA111	Chip Brush 81-Ba156*	Also known as a blade brush or wire wheel. The Chip Brush removes shavings from the saw blade teeth to increase production and blade life. Also known as Chip Brush 81-Ba156*



Marvel Saw Parts

Marvel 25 Bandsaw

Marvel 25 Coolant & Chip Brush

P AB 25-DB1



Mfg Part Number	Item Name	Description
P AB 25-DB1	Coolant Pump	A centrifugal pump which supplies coolant to the saw blade. Also recommended is the P AB 25-DBR6-C intake screen.

P AB 25-DBR6-C



Mfg Part Number	Item Name	Description
P AB 25-DBR6-C	Intake Screen 81-Dbr6-C	A wire mesh screen or strainer that clears debris from coolant before pumping.

P AB 25-DBU6



Mfg Part Number	Item Name	Description
P AB 25-DBU6	Intake Screen	Replacement screen for Intake Screen Assembly(P AB 25-DBR6-C)

Marvel 25 Electrical Parts

P AB 25-EA129



Mfg Part Number	Item Name	Description
P AB 25-EA129	Limit Switch 81-Ea29	This switch is operated by the forward and reverse control rod. It is located in the Hydraulic compartment.



Marvel Saw Parts

Marvel 25 Bandsaw

Marvel 25 Electrical Parts

P AB 25-EA26



Mfg Part Number	Item Name	Description
P AB 25-EA26	Limit Switch 15-Ea26	This is the broken blade limit switch. It is located on the tension slide in the upper saw head.

P AB 25-EC4

Mfg Part Number	Item Name	Description
P AB 25-EC4	Push Button Stop	Stop Push Button fits in a 35 mm hole and comes with one contact block.

P AB 25-EC6



Mfg Part Number	Item Name	Description
P AB 25-EC6	Contact Block 8-540C	Contact Block for all 35mm switches.

P AB 25-FL49



Mfg Part Number	Item Name	Description
P AB 25-FL49	Limit Switch 15-Eb120	Limit Switch with roller operator.



Marvel Saw Parts

Marvel 25 Bandsaw

Marvel 25 Hydraulic Parts

P AB 25-CA25



Mfg Part Number	Item Name	Description
P AB 25-CA25	Piston Pump*	This Hydraulic pump supplies pressure for the feed system, vise clamping, and band tension. It is located on the door side of the Hydraulic unit.

P AB 25-CA81



Mfg Part Number	Item Name	Description
P AB 25-CA81	Level Gauge 15-Db23	This level gauge or site glass helps maintain Hydraulic fluid levels.

P AB 25-CB40



Mfg Part Number	Item Name	Description
P AB 25-CB40	Flow Control Valve*	This Flow Control Valve adjusts the speed of the saw blade.

P AB 25-CB55



Mfg Part Number	Item Name	Description
P AB 25-CB55	Feed Gauge 81-Rcb155*	This is a 0-350 Lbs. glycerin filled gauge. This gauge is used to read feed pressure. Also known as P AB 81-RCB151.



Marvel Saw Parts

Marvel 25 Bandsaw

Marvel 25 Hydraulic Parts

P AB 25-CB72-A



Mfg Part Number	Item Name	Description
P AB 25-CB72-A	Needle Valve Assy 81-Cb72-A	The Needle Valve Assembly controls the feed rate of the saw head. It has a micrometer style knob for precision adjustment.

P AB 25-CBR49



Mfg Part Number	Item Name	Description
P AB 25-CBR49	Filter Element 81-Cbr49	This is a cartridge style filter element which fits in the P AB 25-CB49 filter housing.

P AB 25-PF1500

Mfg Part Number	Item Name	Description
P AB 25-PF1500	Shut Off Coupling (Male) 81-Pf	Shut Off Coupling or Quick Disconnect (male side) for vise Hydraulic line.

P AB 25-PF1501



Mfg Part Number	Item Name	Description
P AB 25-PF1501	Shut Off Coupling (Female)	Shut Off Coupling or Quick Disconnect (female side) for vise Hydraulic line.



Marvel Saw Parts

Marvel 25 Bandsaw

Marvel 25 Transmission Parts

P AB 25-BB14



Mfg Part Number	Item Name	Description
P AB 25-BB14	Bearing*	This is a tapered roller bearing used on the input shaft on the Hydraulic motor side of the transmission. The input bearing consists of a cup and a cone sold as one item.

P AB 25-BB15



Mfg Part Number	Item Name	Description
P AB 25-BB15	Bearing*	This is a tapered roller bearing used on the input shaft on the flywheel side of the transmission. The input bearing consists of a cup and a cone sold as one item.

P AB 25-BB18



Mfg Part Number	Item Name	Description
P AB 25-BB18	Bearing Locknut (N-11)	This locknut or spanner nut is used on the output shaft.

P AB 25-BB21



Mfg Part Number	Item Name	Description
P AB 25-BB21	Sight Plug 81-Ca14	This Sight Glass or oil gauge helps maintain transmission oil level.



Marvel Saw Parts

Marvel 25 Bandsaw

Marvel 25 Transmission Parts

P AB 25-BB29



Mfg Part Number	Item Name	Description
P AB 25-BB29	Oil Seal 81-Bb233	This Oil Seal fits on the output side of the transmission behind the blade wheel.

P AB 25-BBR16



Mfg Part Number	Item Name	Description
P AB 25-BBR16	Bearing*	This a tapered roller bearing that fits on the output shaft of the transmission on the wheel side. This output bearing consists of a cup and a cone sold as one item.

P AB 25-BBR17



Mfg Part Number	Item Name	Description
P AB 25-BBR17	Bearing*	This a tapered roller bearing that fits on the output shaft of the transmission on the site glass side. This output bearing consists of a cup and a cone sold as one item.

P AB 25-BBR29



Mfg Part Number	Item Name	Description
P AB 25-BBR29	Oil Seal*	This Oil Seal or radial lip seal fits on the output side of the transmission behind the blade wheel.



Marvel Saw Parts

Marvel 25 Bandsaw

Marvel 25 Transmission Parts

P AB 25-BBR37



Mfg Part Number	Item Name	Description
P AB 25-BBR37	Oil Seal Input Shaft*	This is an input seal or radial lip seal on the transmission which fits the input shaft behind the flywheel.

P AB 25-BBR4



Mfg Part Number	Item Name	Description
P AB 25-BBR4	Drive Shaft	This output shaft is for newer model 25 transmissions with tapered roller bearings.

P AB 25-BC18



Mfg Part Number	Item Name	Description
P AB 25-BC18	Thrust Bearing 15-Pb204*	Thrust Bearing for tension screw.

Marvel 25 Vises & Table Parts

P AB 25-AA6



Mfg Part Number	Item Name	Description
P AB 25-AA6	Steel Wear Strip 81-Aar7*	Steel Wear Strips protect the machine surface from wear due to the loading and unloading of material on and off the machine table. They are manufactured from spring steel for long



Marvel Saw Parts

Marvel 25 Bandsaw

Marvel 25 Vises & Table Parts

P AB 25-AA7



Mfg Part Number	Item Name	Description
P AB 25-AA7	Steel Wear Strip 81-Aa7*	Steel Wear Strips protect the machine surface from wear due to the loading and unloading of material on and off the machine table. They are manufactured from spring steel for long

P AB 25-AA8



Mfg Part Number	Item Name	Description
P AB 25-AA8	Steel Wear Strip 81-Aa7*	Steel Wear Strips protect the machine surface from wear due to the loading and unloading of material on and off the machine table. They are manufactured from spring steel for long

P AB 25-AA9



Mfg Part Number	Item Name	Description
P AB 25-AA9	Steel Wear Strip 81-Aa7*	Steel Wear Strips protect the machine surface from wear due to the loading and unloading of material on and off the machine table. They are manufactured from spring steel for long



Marvel Saw Parts

Marvel 13, 13A Bandsaw

Marvel 13A Coolant & Chip Brush

P AB 13-BD16



Mfg Part Number	Item Name	Description
P AB 13-BD16	Wire Wheel Brush 15-Bd164	Also known as a blade brush or wire wheel. The Chip Brush removes shavings from the saw blade teeth to increase production and blade life. Also known as Chip Brush 15-BD164

P AB 13-DB23



Mfg Part Number	Item Name	Description
P AB 13-DB23	Level Gauge 15-Db23	This level gauge or site glass is used on both Hydraulic and coolant tanks. It is used to maintain fluid levels.

P AB 13-DBR1



Mfg Part Number	Item Name	Description
P AB 13-DBR1	Coolant Pump 15-Dbr1	A centrifugal pump which supplies coolant to the saw blade. Also recommended is the P AB 13-DBR6-C intake screen.

P AB 13-DBR6



Mfg Part Number	Item Name	Description
P AB 13-DBR6	Intake Screen	Replacement screen for Intake Screen Assembly(P AB 13-DBR6-C)



Marvel Saw Parts

Marvel 13, 13A Bandsaw

Marvel 13A Coolant & Chip Brush

P AB 13-DBR6-C



Mfg Part Number	Item Name	Description
P AB 13-DBR6-C	Intake Screen Assy	A wire mesh screen or strainer that clears debris from coolant before pumping.

Marvel 13A Electrical Parts

P AB 13-EA26



Mfg Part Number	Item Name	Description
P AB 13-EA26	Limit Switch 15-Ea26*	Limit Switch that is actuated when the saw head reaches the bottom of its travel.

P AB 13-EA42



Mfg Part Number	Item Name	Description
P AB 13-EA42	Limit Switch 15-Ea42	Broken blade limit switch.

P AB 13-EA51

Mfg Part Number	Item Name	Description
P AB 13-EA51	Limit Switch 81-Ea51	Limit Switch 81-EA51



Marvel Saw Parts

Marvel 13, 13A Bandsaw

Marvel 13A Electrical Parts

P AB 13-EA52



Mfg Part Number	Item Name	Description
P AB 13-EA52	Work Light 8-1188	Work Light has flexible extension to position light exactly over work.

P AB 13-EBS11




Mfg Part Number	Item Name	Description
P AB 13-EBS11	Multi Cycle Counter*	Multi Cycle Counter controls multiple strokes of shuttle in automatic feed mode.

P AB 13-EC12

Mfg Part Number	Item Name	Description
P AB 13-EC12	Predetermined Counter*	Predetermined Counter or Piece Counter shuts machine down after desired amounts of parts are cut in automatic mode.

P AB 13-EC6



Mfg Part Number	Item Name	Description
P AB 13-EC6	Contact Block 8-540C	Contact Block for all 35mm switches.




Marvel Saw Parts

Marvel 13, 13A Bandsaw

Marvel 13A Hydraulic Parts

P AB 13-CB63



Mfg Part Number	Item Name	Description
P AB 13-CB63	Flow Control Valve*	Flow Control Valve*

P AB 13-CB64

Mfg Part Number	Item Name	Description
P AB 13-CB64	2-Way Valve*	2-Way Valve*

P AB 13-CB72-A



Mfg Part Number	Item Name	Description
P AB 13-CB72-A	Needle Valve Assy 81-Cb72-A	The Needle Valve Assembly controls the feed rate of the saw head. It has a micrometer style knob for precision adjustment.

P AB 13-CBR49



Mfg Part Number	Item Name	Description
P AB 13-CBR49	Filter Element 81-Cbr49	This is a cartridge style filter element.




Marvel Saw Parts

Marvel 13, 13A Bandsaw

Marvel 13A Hydraulic Parts

P AB 13-PF1501



Mfg Part Number	Item Name	Description
P AB 13-PF1501	Shut-Off Coupling 81-Pf1501	Shut Off Coupling or Quick Disconnect (female side) for vise Hydraulic line.

Marvel 13A Belts

P AB 13-FD70



Mfg Part Number	Item Name
P AB 13-FD70	Timing Belt*

Marvel 13A Blade Drive Parts

P AB 13-AD30



Mfg Part Number	Item Name	Description
P AB 13-AD30	Drive Pulley 15-Adr7	Drive Pulley or Variable Speed Pulley located on the blade motor. Also recommended P AB 13-AD43.

P AB 13-AD43



Mfg Part Number	Item Name	Description
P AB 13-AD43	Variable Speed Belt*	Variable Speed Belt or Blade Drive Belt.



Marvel Saw Parts

Marvel 13, 13A Bandsaw

Marvel 13A Blade Drive Parts

P AB 13-AD6



Mfg Part Number	Item Name
P AB 13-AD6	Pulley Belt 8-1185

P AB 13-BA43



Mfg Part Number	Item Name	Description
P AB 13-BA43	Handwheel 15-Bb60*	Band tension Handwheel.

P AB 13-BB21



Mfg Part Number	Item Name	Description
P AB 13-BB21	Oil Gauge 81-Ca14	This Sight Glass or oil gauge helps you maintain transmission oil level.

P AB 13-PB204



Mfg Part Number	Item Name	Description
P AB 13-PB204	Thrust Bearing 15-Pb204	Thrust Bearing for tension screw.



Marvel Saw Parts

Marvel 13, 13A Bandsaw

Marvel 13A Blade Drive Parts

P AB 13-PB250



Mfg Part Number	Item Name	Description
P AB 13-PB250	Ball Bearing 81-Bb216	This a Ball Bearing that fits on the output shaft of the transmission on the wheel side. This output bearing has an external snap ring.

P AB 13-PB251



Mfg Part Number	Item Name	Description
P AB 13-PB251	Ball Bearing 8-1003	This is a Ball Bearing that fits on the output shaft of the transmission. This is the small output bearing.

P AB 13-PB255



Mfg Part Number	Item Name	Description
P AB 13-PB255	Bearing 8-1029*	Bearing 8-1029*

P AB 13-PB256

Mfg Part Number	Item Name	Description
P AB 13-PB256	Bronze Bushing B1214-8	bushing



Marvel Saw Parts

Marvel 13, 13A Bandsaw

Marvel 13A Blade Drive Parts

P AB 13-PB261



Mfg Part Number	Item Name	Description
P AB 13-PB261	Bronze Brushing Fbb11-4	Bronze Brushing for power chip brush. Two bushings required per unit.(sold individually)

P AB 13-PB262

Mfg Part Number	Item Name	Description
P AB 13-PB262	Bronze Bushing B2432-16	Bronze Bushing for saw head pivot. Each machine requires two pieces(sold individually).

Marvel 13A Blade Guides & Handles

P AB 13-BD11



Mfg Part Number	Item Name	Description
P AB 13-BD11	Handle Stud 8-1141	Handle Stud for guide arm lock down. Also recommended P AB 13-BD12.

P AB 13-BD12



Mfg Part Number	Item Name	Description
P AB 13-BD12	Ball Knob 8-1142	Ball Knob for guide arm lock down. Also recommended P AB 13-BD11.



Marvel Saw Parts

Marvel 13, 13A Bandsaw

Marvel 13A Blade Guides & Handles

P AB 13-BD2-A

Marvel Saw Parts



Mfg Part Number	Item Name	Description
P AB 13-BD2-A	Blade Guide Assembly	Blade Guide Holder Assembly or carbide blade guide which fits dove tail adapters.

P AB 13-BD53-A



Mfg Part Number	Item Name	Description
P AB 13-BD53-A	Blade Guide Holder Assy 1-1/4*	Blade Guide with two carbide pads.



Marvel Saw Parts

Marvel 13, 13A Bandsaw

Marvel 13A Blade Guides & Handles

P AB 13-BD54-A



Mfg Part Number	Item Name	Description
P AB 13-BD54-A	Pressure Plate Assy 1-1/4*	Pressure Plate or Back Up Guide for 1 1/4' width saw blade machines.

P AB 13-BD9



Mfg Part Number	Item Name	Description
P AB 13-BD9	Clamp Screw	Dove Tail Clamp for side guide P AB 13-BD2-A.

P AB P13-PB1



Mfg Part Number	Item Name	Description
P AB P13-PB1	Bearing-Saw Guide (6002LI)	Guide Bearing or roller bearing for Marvel PA13.



Marvel Saw Parts

Marvel 15, 15A Bandsaw

Marvel 15A Belts & Pulleys

P AB 15-AD110



Mfg Part Number	Item Name	Description
P AB 15-AD110	Driven Pulley*	Driven Pulley or Variable Speed Pulley for the 15A7 and newer. This type of drive package consists of a mechanically operated driver pulley mounted on the motor shaft, a spring-lo

P AB 15-AD111



Mfg Part Number	Item Name	Description
P AB 15-AD111	Driven Belt*	Driven Belt or Variable Speed Belt for the 15A7 and newer.

P AB 15-AD112



Mfg Part Number	Item Name	Description
P AB 15-AD112	Drive Sheave	Drive Sheave with tapered lock hub which is located on the intermediate shaft with the driven variable speed pulley. Also recommended P AB 15-AD115 drive belt.

P AB 15-AD114



Mfg Part Number	Item Name	Description
P AB 15-AD114	Idler Sheave*	Idler Sheave or Pulley with bearing tapered lock hub. Also recommended P AB 15-AD115.



Marvel Saw Parts

Marvel 15, 15A Bandsaw

Marvel 15A Belts & Pulleys

P AB 15-AD115



Mfg Part Number	Item Name	Description
P AB 15-AD115	V Belt (4 Strand- 45)*	4 stranded V Belt located between the variable speed system and the transmission input shaft.

P AB 15-AD54



Mfg Part Number	Item Name	Description
P AB 15-AD54	Bearing 8-1029	Bearing for counter shaft in the variable drive system.

P AB 15-AD56



Mfg Part Number	Item Name	Description
P AB 15-AD56	Bearing Locknut*	Precision locknuts are used to adjust, preload, and secure bearings, gears, and other power transmission products to shafts and spindles with a high degree of stiffness. This lockn

P AB 15-AD57



Mfg Part Number	Item Name	Description
P AB 15-AD57	Bearing Lockwasher*	Bearing Lockwasher is used on counter shaft to secure locknut.



Marvel Saw Parts

Marvel 15, 15A Bandsaw

Marvel 15A Belts & Pulleys

P AB 15-ADR109



Mfg Part Number	Item Name	Description
P AB 15-ADR109	Motor Pulley*	Motor Pulley or Variable Speed Pulley located on the drive motor for the saw blade on 15A7 and newer.

P AB 15-ADR59



Mfg Part Number	Item Name	Description
P AB 15-ADR59	Pulley Belt (Driven)*	Belt Pulley located on the input shaft of the transmission on 15A6 and older.

P AB 15-ADR6



Mfg Part Number	Item Name	Description
P AB 15-ADR6	Driven Pulley 15-Ads6*	Driven Pulley Discontinued look at 15-ADS6 Driven Pulley

P AB 15-ADR60



Mfg Part Number	Item Name	Description
P AB 15-ADR60	V-Belt*	3 stranded V-Belt located between the variable speed system and the transmission on 15A6 and older.



Marvel Saw Parts

Marvel 15, 15A Bandsaw

Marvel 15A Belts & Pulleys

P AB 15-ADR7



Mfg Part Number	Item Name	Description
P AB 15-ADR7	Motor Pulley*	Motor Pulley or Variable Speed Pulley for 15A6 and older.

P AB 15-ADS6



Mfg Part Number	Item Name	Description
P AB 15-ADS6	Driven Pulley*	Driven Pulley or Variable Speed Pulley for 15A6 and older.

P AB 15-ADS8



Mfg Part Number	Item Name	Description
P AB 15-ADS8	Drive Belt*	Drive Belt or Variable Speed Belts for 15A6 and older.

P AB 15-BD159



Mfg Part Number	Item Name	Description
P AB 15-BD159	Drive Belt*	Drive Belt for power chip brush runs between drive wheel and chip brush unit.



Marvel Saw Parts

Marvel 15, 15A Bandsaw

Marvel 15A Coolant & Saw Base

P AB 15-AB70



Mfg Part Number	Item Name	Description
P AB 15-AB70	Wear Strip *	Steel Wear Strips protect the machine surface from wear due to the loading and unloading of material on and off the machine table. They are manufactured from spring steel for long

P AB 15-AB71



Mfg Part Number	Item Name	Description
P AB 15-AB71	Wear Strip *	Steel Wear Strips protect the machine surface from wear due to the loading and unloading of material on and off the machine table. They are manufactured from spring steel for long

P AB 15-AB72



Mfg Part Number	Item Name	Description
P AB 15-AB72	Wear Strip *	Steel Wear Strips protect the machine surface from wear due to the loading and unloading of material on and off the machine table. They are manufactured from spring steel for long

P AB 15-ABR3-C



Mfg Part Number	Item Name	Description
P AB 15-ABR3-C	Hydraulic Ratchet Nut Assy 81-	Hydraulic Ratchet Nut Assembly is a complete unit.



Marvel Saw Parts

Marvel 15, 15A Bandsaw

Marvel 15A Coolant & Saw Base

P AB 15-ABR3-SA



Mfg Part Number	Item Name	Description
P AB 15-ABR3-SA	Hyd. Ratchet Nut Service Assy	Hydraulic Ratchet Nut Service Assembly consists of casting only.

P AB 15-ABR4



Mfg Part Number	Item Name	Description
P AB 15-ABR4	Ratchet Key 81-ABR4 *	The Ratchet Key is a hardened steel insert which fastens to the end of the ratchet nut (P AB 81-ABR3). It allows the ratchet nut to lock into the table for vise clamping.

P AB 15-ABS6



Mfg Part Number	Item Name	Description
P AB 15-ABS6	Cylinder Cap 81-Abs6	Cylinder Cap for the P AB 81-ABR3 ratchet nut.

P AB 15-CA215



Mfg Part Number	Item Name
P AB 15-CA215	Oil Filter Cap*



Marvel Saw Parts

Marvel 15, 15A Bandsaw

Marvel 15A Coolant & Saw Base

P AB 15-DA20-A



Mfg Part Number	Item Name	Description
P AB 15-DA20-A	Chip Screen (In Tray)*	Chip Screen which fits inside chip drawer to strain chips from coolant.

P AB 15-DA30A



Mfg Part Number	Item Name	Description
P AB 15-DA30A	Chip Screen (Under Tray)*	Chip Screen which fits under chip drawer in machine base.

P AB 15-DBR1



Mfg Part Number	Item Name	Description
P AB 15-DBR1	Coolant Pump*	A centrifugal pump which supplies coolant to the saw blade. Also recommended is the P AB 15-DBR6-C intake screen.

P AB 15-DBR6-C



Mfg Part Number	Item Name	Description
P AB 15-DBR6-C	Intake Screen Assy*	A wire mesh screen or strainer that clears debris from coolant before pumping located in the coolant tank.



Marvel Saw Parts

Marvel 15, 15A Bandsaw

Marvel 15A Coolant & Saw Base

P AB 15-DBU6



Mfg Part Number	Item Name	Description
P AB 15-DBU6	Screen 81-Dbu6	Replacement screen for P AB 15-DBR6-C.

P AB 15-FD216



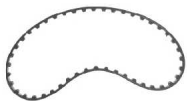
Mfg Part Number	Item Name	Description
P AB 15-FD216	Spring Reel & Square Shaft*	The Spring Reel is located in the shuttle table. It keeps tension on the fabric cover which covers the shuttle ways between the shuttle and the saw vise base.

P AB 15-FD341



Mfg Part Number	Item Name	Description
P AB 15-FD341	Timing Belt 81-Fd341	This Timing Belt is located on the length indicator on the shuttle table. It turns the length counter on table with one counter.

P AB 15-FD564



Mfg Part Number	Item Name	Description
P AB 15-FD564	Timing Belt 81-Fd564*	This Timing Belt is located on the length indicator on the shuttle table. It turns the Inch Length Counter on table with two counter.



Marvel Saw Parts

Marvel 15, 15A Bandsaw

Marvel 15A Coolant & Saw Base

P AB 15-FDR218



Mfg Part Number	Item Name	Description
P AB 15-FDR218	Fabric Cover 81-Fdr218 *	The Fabric Cover is located on the shuttle table. It covers the shuttle ways between the shuttle and the saw vise base.

Marvel 15A Electrical Parts

P AB 15-EA26



Mfg Part Number	Item Name	Description
P AB 15-EA26	Micro Switch*	Micro Switch or Limit Switch located on band speed junction box. This switch sets minimum and maximum band speed.

P AB 15-EA39



Mfg Part Number	Item Name	Description
P AB 15-EA39	Machine Light*	Work Light has flexible extension to position light exactly over work.

P AB 15-EB120



Mfg Part Number	Item Name	Description
P AB 15-EB120	Limit Switch *	Limit Switch with roller actuator for head height selector.



Marvel Saw Parts

Marvel 15, 15A Bandsaw

Marvel 15A Electrical Parts

P AB 15-EB20



Mfg Part Number	Item Name	Description
P AB 15-EB20	Safety Switch*	Out Of Stock Limit Switch located on shuttle vise cylinder.

P AB 15-EB214



Mfg Part Number	Item Name	Description
P AB 15-EB214	Counter*	Counter*

P AB 15-EB22



Mfg Part Number	Item Name	Description
P AB 15-EB22	Cycle Switch 81-Eb22	Limit Switch located on rear of shuttle actuated when shuttle is at rear position.

P AB 15-EB51



Mfg Part Number	Item Name	Description
P AB 15-EB51	Limit Switch *	Limit Switch located in saw head behind height selector panel actuated when saw head is at bottom of stroke.



Marvel Saw Parts

Marvel 15, 15A Bandsaw

Marvel 15A Electrical Parts

P AB 15-EC12



Mfg Part Number	Item Name	Description
P AB 15-EC12	Contact Block 8-540C	Contact Block for all 35mm switches.

P AB 15-EC6



Mfg Part Number	Item Name	Description
P AB 15-EC6	Contact Block 8-540C*	Contact Block for all 35mm switches.

P AB 15-EC8



Mfg Part Number	Item Name	Description
P AB 15-EC8	Switch Unit*	Three position selector switch for cycle selector (1ss).

P AB 15-ECT9



Mfg Part Number	Item Name	Description
P AB 15-ECT9	Selector Switch 4 Pos.*	Selector Switch 4Pos that controls the movement of the saw head. This is the replacement switch for 15A9 and newer machines.



Marvel Saw Parts

Marvel 15, 15A Bandsaw

Marvel 15A Guide & Guide Arms

P AB 15-BA42



Mfg Part Number	Item Name
P AB 15-BA42	Bushing

P AB 15-BD104



Mfg Part Number	Item Name	Description
P AB 15-BD104	Chip Brush 2Dia *	Also known as a blade brush or wire wheel. The Chip Brush removes shavings from the saw blade teeth to increase production and blade life.

P AB 15-BD111



Mfg Part Number	Item Name	Description
P AB 15-BD111	Spring *	This Spring is for nonpowered chip brush assm. with 2" wire brushes.

P AB 15-BD119



Mfg Part Number	Item Name	Description
P AB 15-BD119	Ball Bearings 81-Be4*	This Ball Bearing is for nonpowered chip brush assm. with 2" wire brushes. Requires 2 pieces per chip brush unit. (sold individually)



Marvel Saw Parts

Marvel 15, 15A Bandsaw

Marvel 15A Guide & Guide Arms

P AB 15-BD13



Mfg Part Number	Item Name
P AB 15-BD13	Cam*

P AB 15-BD164



Mfg Part Number	Item Name	Description
P AB 15-BD164	Chip Brush- 3 Dia *	Chip Brush for power chip brush unit.

P AB 15-BD2-A



Mfg Part Number	Item Name	Description
P AB 15-BD2-A	Blade Guide Holder Assy *	Blade Guide Holder Assembly or carbide blade guide which fits dove tail adapters.



Marvel Saw Parts

Marvel 15, 15A Bandsaw

Marvel 15A Guide & Guide Arms

P AB 15-BD34-A



Mfg Part Number	Item Name	Description
P AB 15-BD34-A	Pressure Plate Assem. *	Pressure Plate Assembly or back up guide supports back edge of saw blade.

P AB 15-BD50-B



Mfg Part Number	Item Name	Description
P AB 15-BD50-B	Guide Arm Assm (R.H. 1 1/2)*	Guide Arm Assembly (R.H. 1 1/2)

P AB 15-BD51-B



Mfg Part Number	Item Name	Description
P AB 15-BD51-B	Guide Arm Assy (L.H. 1-1/2)*	Guide Arm Assembly (L.H. 1-1/2)



Marvel Saw Parts

Marvel 15, 15A Bandsaw

Marvel 15A Guide & Guide Arms

P AB 15-BD53-A

Marvel Saw Parts



Mfg Part Number	Item Name	Description
P AB 15-BD53-A	Blade Guide Assy- 1-1/4*	Blade Guide Assembly-1-1/4 or Carbide Side Blade Guide

P AB 15-BD54-A



Mfg Part Number	Item Name	Description
P AB 15-BD54-A	Pressure Plate Assy 1-1/4 *	Pressure Plate Assembly 1-1/4 or Carbide Back Up Guide supports back edge of saw blade.



Marvel Saw Parts

Marvel 15, 15A Bandsaw

Marvel 15A Guide & Guide Arms


P AB 15-BD9



Mfg Part Number	Item Name	Description
P AB 15-BD9	Guide Clamp 81-Bd210 *	Dove Tail Clamp for side guide P AB 15-BD2-A.

Marvel 15A Hydraulic Parts

P AB 15-ABR3-OR



Mfg Part Number	Item Name	Description
P AB 15-ABR3-OR	Ratchet Nut Oring Kit	Hydraulic Ratchet Nut Oring Seal Kit is used to repair leaking vise clamps.

P AB 15-CA20



Mfg Part Number	Item Name	Description
P AB 15-CA20	Hydraulic Pump *	Hydraulic Pump

P AB 15-CA36



Mfg Part Number	Item Name	Description
P AB 15-CA36	Oil Gauge 81-Ca14*	Oil Gauge or Fluid Level Gauge



Marvel Saw Parts

Marvel 15, 15A Bandsaw

Marvel 15A Hydraulic Parts

P AB 15-CA37



Mfg Part Number	Item Name
P AB 15-CA37	Coupling*

P AB 15-CAR22



Mfg Part Number	Item Name	Description
P AB 15-CAR22	Filter Element*	Filter Element for in tank filter unit.

P AB 15-CB30



Mfg Part Number	Item Name	Description
P AB 15-CB30	4-Way Valve (Vise)*	4-Way Valve for vise activation.

P AB 15-CB35-SA



Mfg Part Number	Item Name
P AB 15-CB35-SA	Service Kit For Comp. Valve



Marvel Saw Parts

Marvel 15, 15A Bandsaw

Marvel 15A Hydraulic Parts

P AB 15-CB50-A



Mfg Part Number

Item Name

P AB 15-CB50-A

Needle Valve Assy 81-Cb72-A

P AB 15-CBR49



Mfg Part Number

Item Name

Description

P AB 15-CBR49

Filter Element 81-Cbr49 *

Filter Element or cartridge for canister in Hydraulic compartment.

P AB 15-CBR51-SA



Mfg Part Number

Item Name

Description

P AB 15-CBR51-SA

Head Cyl. Service Assy*

Head Cyl. Service Assy or seal kit for saw head lift cylinder.

P AB 15-CBR56-A



Mfg Part Number

Item Name

Description

P AB 15-CBR56-A

Feed Guage (200Lbf)

This is a 0-200 Lbs. glycerin filled gauge. This gauge is used to read feed pressure.

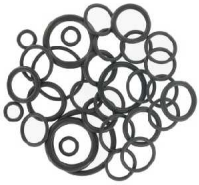


Marvel Saw Parts

Marvel 15, 15A Bandsaw

Marvel 15A Hydraulic Parts

P AB 15-CC1-SA




Mfg Part Number	Item Name
P AB 15-CC1-SA	Manifold Seal Kit

P AB 15-DB23



Mfg Part Number	Item Name	Description
P AB 15-DB23	Liquid Level Gauge*	Liquid Level Gauge or Fluid Site Glass used on machine base for coolant level. Also used on control console for Hydraulic fluid level.

P AB 15-FD450



Mfg Part Number	Item Name	Description
P AB 15-FD450	Control Manifold 81-Fd450	Manifold Seal Kit for shuttle control manifold on shuttle table. This kit enhances machine performance and solves leaks due to brittle and worn orings.

P AB 15-PF1501



Mfg Part Number	Item Name	Description
P AB 15-PF1501	Coupling 81-Pf1501 Female*	Quick Connect Coupling (Male) for vise Hydraulic line.



Marvel Saw Parts

Marvel 15, 15A Bandsaw

Marvel 15A Saw head & Bandwheel

P AB 15-BA40



Mfg Part Number	Item Name	Description
P AB 15-BA40	Piston Boot *	Piston Boot or Bellows which protects the lift cylinder and flex shaft from dirt and shavings.

P AB 15-BAR40



Mfg Part Number	Item Name	Description
P AB 15-BAR40	Strap *	Strap or Clamps for piston boots.

P AB 15-BB60



Mfg Part Number	Item Name	Description
P AB 15-BB60	Handwheel*	Band tension Handwheel used to tighten saw blade.

P AB 15-BB61



Mfg Part Number	Item Name	Description
P AB 15-BB61	Oil Seal*	Oil Seal or radial lip seal for the idler wheel bearing hub.



Marvel Saw Parts

Marvel 15, 15A Bandsaw

Marvel 15A Saw head & Bandwheel

P AB 15-BB62



Mfg Part Number	Item Name	Description
P AB 15-BB62	Bearing Retainer*	Bearing Retainer on idler wheel hub which also retains seal P AB 15-BB61.

P AB 15-BB82



Mfg Part Number	Item Name	Description
P AB 15-BB82	Blade Driver Wheel Adapter *	Blade Driver Wheel Adaptor or Drive Wheel Hub retains drive wheel to the output shaft on the transmission.

P AB 15-BBX43



Mfg Part Number	Item Name	Description
P AB 15-BBX43	Bandwheel 1-1/4 Blade *	Band wheel 1-1/4 Blade*

P AB 15-BBX73



Mfg Part Number	Item Name	Description
P AB 15-BBX73	Blade Driven Wheel Adapter*	Blade Driven Wheel Adaptor or Idler Wheel Hub.



Marvel Saw Parts

Marvel 15, 15A Bandsaw

Marvel 15A Saw head & Bandwheel

P AB 15-BBX81



Mfg Part Number	Item Name	Description
P AB 15-BBX81	Hub Clamp*	Hub Clamp retains drive wheel hub to output shaft on the transmission.

P AB 15-BC32



Mfg Part Number	Item Name	Description
P AB 15-BC32	Height Selector Bushing*	Height Selector Bushing is located in the height selector panel. This bushing stabilizes the height selected shaft and knob.

P AB 15-BC48



Mfg Part Number	Item Name	Description
P AB 15-BC48	Flexible Shaft	The Flex Shaft references the movement of the saw head for the the Height Selector.

P AB 15-BC9



Mfg Part Number	Item Name	Description
P AB 15-BC9	Flex Shaft *	The Flex Shaft references the movement of the saw head for the the Height Selector.



Marvel Saw Parts

Marvel 15, 15A Bandsaw

Marvel 15A Saw head & Bandwheel

P AB 15-PB160



Mfg Part Number	Item Name	Description
P AB 15-PB160	Roller Bearing and Spacer *	Roller Bearing And Spacer for idler wheel

P AB 15-PB201



Mfg Part Number	Item Name	Description
P AB 15-PB201	Graphited Grooved Bearing*	Brass Bushing for saw head pivot.

P AB 15-PB202



Mfg Part Number	Item Name	Description
P AB 15-PB202	Graphited Grooved Bearing*	Brass Bushing for saw head pivot.

P AB 15-PB204



Mfg Part Number	Item Name	Description
P AB 15-PB204	Thrust Bearing*	Thrust Bearing for band tension screw.



Marvel Saw Parts

Marvel 15, 15A Bandsaw

Marvel 15A Saw head & Bandwheel

P AB 15-PB205



Mfg Part Number	Item Name	Description
P AB 15-PB205	Bronze Bushing B1214-122	Bronze Bushing for band tension screw.

Marvel 15A Transmission Parts

P AB 15-BB13-A



Mfg Part Number	Item Name	Description
P AB 15-BB13-A	Shaft and Flange Assy*	Shaft and Flange Assembly's are one piece output shafts which support the blade drive wheel.

P AB 15-BB157



Mfg Part Number	Item Name	Description
P AB 15-BB157	Oil Seal*	Oil Seal or radial lip input seal for 15A transmissions.

P AB 15-BB158



Mfg Part Number	Item Name	Description
P AB 15-BB158	Seal Carrier*	Seal Carrier retains input seal in the transmission.



Marvel Saw Parts

Marvel 15, 15A Bandsaw

Marvel 15A Transmission Parts

P AB 15-BB159



Mfg Part Number	Item Name	Description
P AB 15-BB159	Sleeve*	Sleeve or output shaft seal race.

P AB 15-BB160



Mfg Part Number	Item Name	Description
P AB 15-BB160	Cover*	Cover retains output seal in transmission housing.

P AB 15-BB233



Mfg Part Number	Item Name	Description
P AB 15-BB233	Oil Seal 81-Bb233*	Oil Seal or radial lip seal located behind blade drive wheel.

P AB 15-CA35



Mfg Part Number	Item Name	Description
P AB 15-CA35	Oil Gauge*	Oil Gauge or fluid level gauge for transmission.



Marvel Saw Parts

Marvel 15, 15A Bandsaw

Marvel 15A Transmission Parts

P AB 15-PB142



Mfg Part Number	Item Name	Description
P AB 15-PB142	Bearing*	This is a tapered roller bearing used on the input shaft of the transmission. The input bearing consists of a cup and a cone sold as one item.

P AB 15-PB143



Mfg Part Number	Item Name	Description
P AB 15-PB143	Bearing*	This is a tapered roller bearing used on the secondary shaft on the level gauge side of the transmission. The roller bearing consists of a cup and a cone sold as one item.

P AB 15-PB144



Mfg Part Number	Item Name	Description
P AB 15-PB144	Bearing*	This is a tapered roller bearing used on the secondary shaft of the transmission. The roller bearing consists of a cup and a cone sold as one item.

P AB 15-PB145



Mfg Part Number	Item Name	Description
P AB 15-PB145	Bearings*	This a tapered roller bearing that fits on the output shaft of the transmission. This output bearing consists of a cup and a cone sold as one item. Each transmission requires two P



Marvel Saw Parts

Marvel 15, 15A Bandsaw

Marvel 15A Transmission Parts

P AB 15-PB146



Mfg Part Number	Item Name	Description
P AB 15-PB146	Bearing*	This is a tapered roller bearing used on the input shaft of the transmission. The input bearing consists of a cup and a cone sold as one item.

P AB 15-PB147



Mfg Part Number	Item Name	Description
P AB 15-PB147	Bearing Locknut*	This locknut or spanner nut is used on the secondary shaft of the transmission.

P AB 15-PB148



Mfg Part Number	Item Name	Description
P AB 15-PB148	Bearing Locknut*	This locknut or spanner nut is used on the secondary shaft of the transmission.

P AB 15-PB149



Mfg Part Number	Item Name	Description
P AB 15-PB149	Bearing Locknut*	This locknut or spanner nut is used on the input shaft of the transmission.



Marvel Saw Parts

Marvel 15, 15A Bandsaw

Marvel 15A Transmission Parts

P AB 15-PB150



Mfg Part Number	Item Name	Description
P AB 15-PB150	Bearing Locknut- Modified*	This locknut or spanner nut is used on the output shaft of the transmission.

P AB 15-PB151



Mfg Part Number	Item Name	Description
P AB 15-PB151	Bearing Lockwasher*	This Bearing Lock Washer is used on the secondary shaft of the transmission.

P AB 15-PB152



Mfg Part Number	Item Name	Description
P AB 15-PB152	Bearing Lockwasher*	This Bearing Lock Washer is used on the secondary shaft of the transmission.

P AB 15-PB153



Mfg Part Number	Item Name	Description
P AB 15-PB153	Bearing Lockwasher*	This Bearing Lock Washer is used on the input shaft of the transmission.




Marvel Saw Parts

Marvel 15, 15A Bandsaw

Marvel 15A Transmission Parts

P AB 15-PB154



Mfg Part Number	Item Name	Description
P AB 15-PB154	Bearing Lockwasher*	This Bearing Lock Washer is used on the output shaft of the transmission.

P AB 15S



Mfg Part Number	Item Name	Description
P AB 15S	Radial Lip Type Seal Conv.*	Radial Lip Type Seal Conversion changes transmission seals to more modern radial lip seals from older vring seals.

Marvel 8 Bandsaw

Marvel 8 Chip Brush Parts

P AB 8-1128



Mfg Part Number	Item Name	Description
P AB 8-1128	Bushing*	Bushing for chip brush cutter.

P AB 8-1129-R



Mfg Part Number	Item Name	Description
P AB 8-1129-R	Chip Brush Shaft Assy.*	The Chip Brush Shaft Assembly consists of a shaft and a miter gear. It's located in the chip brush cutter.



Marvel Saw Parts

Marvel 8 Bandsaw

Marvel 8 Chip Brush Parts

P AB 8-1130



Mfg Part Number	Item Name	Description
P AB 8-1130	Miter Gear*	Miter Gear for powered brush assemblies for Marvel 8 Mk II.

P AB 8-1131



Mfg Part Number	Item Name	Description
P AB 8-1131	Chip Brush *	Also known as a blade brush or wire wheel. The Chip Brush removes shavings from the saw blade teeth to increase production and blade life.

P AB 8-1132-R



Mfg Part Number	Item Name	Description
P AB 8-1132-R	Block and Gear Shaft Assembly	The Chip Brush Block Assembly is located on the rear of band wheel cover. The assembly consists of the block and two bushings.

P AB 8-1133



Mfg Part Number	Item Name	Description
P AB 8-1133	Bushings*	Bushings for chip brush block P AB 8-1132 (2 required).



Marvel Saw Parts

Marvel 8 Bandsaw

Marvel 8 Chip Brush Parts

P AB 8-1134



Mfg Part Number	Item Name	Description
P AB 8-1134	Shaft	Shaft for chip brush. Located in the chip brush block.

P AB 8-1135



Mfg Part Number	Item Name	Description
P AB 8-1135	Delrin Gear*	The Delrin Gear or Bevel Gear powers chip brush assembly from band wheel.

P AB 8-1136



Mfg Part Number	Item Name	Description
P AB 8-1136	Roll Pin*	Roll Pin for Marvel 8 Chip brush. The roll pin retains miter gear P AB 8-1137 to shaft P AB 8-1134.

P AB 8-1137



Mfg Part Number	Item Name	Description
P AB 8-1137	Miter Gear*	Miter Gear for chip brush assembly located on shaft P AB 8-1134.



Marvel Saw Parts

Marvel 8 Bandsaw

Marvel 8 Chip Brush Parts

P AB 8-1629



Mfg Part Number	Item Name
P AB 8-1629	Brush Shaft*

P AB 8-1630



Mfg Part Number	Item Name
P AB 8-1630	Gear Shaft*

Marvel 8 Coolant Pumps

P AB 8-1119C



Mfg Part Number	Item Name	Description
P AB 8-1119C	Intake Screen S.N. 81-Dbu6*	Replacement screen for P AB 8-1119-R.

P AB 8-1119-R



Mfg Part Number	Item Name	Description
P AB 8-1119-R	Intake Screen Assy.*	A wire mesh screen or strainer that clears debris from coolant before pumping located in the coolant tank.



Marvel Saw Parts

Marvel 8 Bandsaw

Marvel 8 Coolant Pumps

P AB 8-1223



Mfg Part Number	Item Name	Description
P AB 8-1223	Solenoid Valve	Solenoid Valve for Marvel 8 Mk I and 8 Mk II located on coolant pump. Turns coolant on and off electrically.

P AB 8-1223A



Mfg Part Number	Item Name	Description
P AB 8-1223A	Coil For Coolant Valve	Coil for Coolant Solenoid Valve (P AB 8-1223).

P AB 8-1290



Mfg Part Number	Item Name	Description
P AB 8-1290	Coolant Pump*	A centrifugal pump which supplies coolant to the saw blade. Also recommended is the P AB 8-1119-R intake screen.

Marvel 8 Drive Line Parts

P AB 8-1003



Mfg Part Number	Item Name	Description
P AB 8-1003	Ball Bearing*	Ball Bearing is in the rear of the drive spline bearing housing.



Marvel Saw Parts

Marvel 8 Bandsaw

Marvel 8 Drive Line Parts

P AB 8-1004



Mfg Part Number	Item Name	Description
P AB 8-1004	Ball Bearing*	Ball Bearing in the front of the drive spline bearing housing.

P AB 8-1005



Mfg Part Number	Item Name	Description
P AB 8-1005	Retainer Ring	Retainer Ring or Snap Ring that retains ball bearing P AB 8-1004 on to the drive spline sleeve.

P AB 8-1018



Mfg Part Number	Item Name	Description
P AB 8-1018	Double Row Bearing*	Double Row Bearing or Ball Bearing for the pivot drive pulley on back of saw head.

P AB 8-1067



Mfg Part Number	Item Name	Description
P AB 8-1067	Spur Gear 16T*	Spur Gear for band speed indicator.



Marvel Saw Parts

Marvel 8 Bandsaw

Marvel 8 Drive Line Parts

P AB 8-1071



Mfg Part Number	Item Name	Description
P AB 8-1071	Coupling*	Hex Coupling for band speed adjustment. Each machine requires two.

P AB 8-1157



Mfg Part Number	Item Name	Description
P AB 8-1157	Bearing*	Ball Bearing located in rear of countershaft bearing housing.

P AB 8-1183



Mfg Part Number	Item Name	Description
P AB 8-1183	Drive Variable Pulley*	Drive Variable Speed Pulley located on motor.

P AB 8-1183A



Mfg Part Number	Item Name	Description
P AB 8-1183A	Adjustment Knob*	Adustment Knob for band speed.



Marvel Saw Parts

Marvel 8 Bandsaw

Marvel 8 Drive Line Parts

P AB 8-1184



Mfg Part Number	Item Name	Description
P AB 8-1184	Driven Variable Pulley*	Driven Variable Speed Pulley located on the counter shaft. Also recommended is belt P AB 8-1185.

P AB 8-1185



Mfg Part Number	Item Name	Description
P AB 8-1185	Variable Speed Belt*	Variable Speed Belt for Marvel 8 Mk I and Mk II.

P AB 8-1186



Mfg Part Number	Item Name	Description
P AB 8-1186	Drive Belt *	The Drive Belt is located between the counter shaft and the drive spline.

P AB 8-1187



Mfg Part Number	Item Name	Description
P AB 8-1187	Drive Belt *	The Drive Belt is located between the pivot bearing pulley and the drive pinion.



Marvel Saw Parts

Marvel 8 Bandsaw

Marvel 8 Drive Line Parts

P AB 8-118-S



Mfg Part Number	Item Name	Description
P AB 8-118-S	Idler Shaft and Washer Assy*	Idler Shaft and Washer for older Marvel 8 with step pulleys.

P AB 8-120



Mfg Part Number	Item Name	Description
P AB 8-120	Belt *	Drive Belt for Marvel 8 with step pulleys.

P AB 8-122C-R



Mfg Part Number	Item Name	Description
P AB 8-122C-R	Sliding Spline Shaft Assy*	Sliding Spline Shaft Assembly for older Marvel 8. Consist of spline shaft, coupling, and 2 snap rings. The spline shaft transfers power from the motor to the step pulleys.

P AB 8-123C-T



Mfg Part Number	Item Name	Description
P AB 8-123C-T	Main Drive Spline Sleeve*	Main Drive Spline Sleeve or Brass Sleeve drives the spline shaft from the motor. Also recommended P AB 8-51 rear sleeve bearing and P AB 8-52 front sleeve bearing.



Marvel Saw Parts

Marvel 8 Bandsaw

Marvel 8 Drive Line Parts

P AB 8-161



Mfg Part Number	Item Name	Description
P AB 8-161	Oil Cup*	Oil Cup for main drive spline sleeve bearing blocks on older Marvel 8 band saws. Each block requires (1) oil cup.

P AB 8-1642



Mfg Part Number	Item Name	Description
P AB 8-1642	Driven Vari.Pulley*	Driven Variable Speed Pulley for Marvel 8 Mk II band saws. Also recommended is belt P AB 8-1185.

P AB 8-19



Mfg Part Number	Item Name	Description
P AB 8-19	Arm Bracket *	Arm Bracket for idler pulley on older Marvel 8 bandsaws.

P AB 8-20B



Mfg Part Number	Item Name	Description
P AB 8-20B	Idler Pulley Bushing	Idler Pulley Bushing for idler pulley P AB 8-20-T. Each pulley requires two bushings.



Marvel Saw Parts

Marvel 8 Bandsaw

Marvel 8 Drive Line Parts

P AB 8-20-T



Mfg Part Number	Item Name	Description
P AB 8-20-T	Pulley Assembly*	Idler Pulley Assembly for Marvel 8 bandsaws with step pulleys. Also recommended P AB 8-120 belt.

P AB 8-21C



Mfg Part Number	Item Name	Description
P AB 8-21C	Bearings *	Needle Bearing for upper step pulley (2 required).

P AB 8-51



Mfg Part Number	Item Name	Description
P AB 8-51	Rear Sleeve Bearing *	Rear Sleeve Bearing for main brass drive spline sleeve.

P AB 8-52



Mfg Part Number	Item Name	Description
P AB 8-52	Forward Sleeve Bearing *	Forward Sleeve Bearing for main brass drive spline sleeve.



Marvel Saw Parts

Marvel 8 Bandsaw

Marvel 8 Drive Line Parts

P AB 8-87



Mfg Part Number	Item Name	Description
P AB 8-87	74 Tooth Drive Sprocket*	The Drive Sprocket is located on the main drive spline brass sleeve.

P AB 8-93



Mfg Part Number	Item Name	Description
P AB 8-93	Drive Chain (112 Links) *	Drive Chain (112 Links) drives the main drive spline sleeve from motor on older Marvel 8.

P AB 8-93A



Mfg Part Number	Item Name	Description
P AB 8-93A	Drive Chain (114 Links) *	Drive Chain (114 Links) drives the main drive spline sleeve from motor on older Marvel 8.

P AB 8-93E



Mfg Part Number	Item Name	Description
P AB 8-93E	Drive Chain (116 Links) *	Drive Chain (116 Links) drives the main drive spline sleeve from motor on older Marvel 8.



Marvel Saw Parts

Marvel 8 Bandsaw

Marvel 8 Drive Line Parts

P AB 8-93F



Mfg Part Number	Item Name	Description
P AB 8-93F	Drive Chain (110 Links) *	Drive Chain (110 Links) drives the main drive spline sleeve from motor on older Marvel 8.

P AB 8-93G



Mfg Part Number	Item Name	Description
P AB 8-93G	Drive Chain (102 Links) *	Drive Chain (102 Links) drives the main drive spline sleeve from motor on older Marvel 8.

Marvel 8 Electrical Parts

P AB 8-1188



Mfg Part Number	Item Name	Description
P AB 8-1188	Lamp Housing Assembly*	Lamp Housing Assembly for Marvel 8 and 8 Mk I located on upper band wheel door.

P AB 8-1707



Mfg Part Number	Item Name	Description
P AB 8-1707	Work Lamp For Mk II	Lamp Housing Assembly for Marvel 8 Mk II located on upper band wheel door.



Marvel Saw Parts

Marvel 8 Bandsaw

Marvel 8 Electrical Parts

P AB 8-539



Mfg Part Number	Item Name	Description
P AB 8-539	Micro Switch*	Micro Switch is located in the front electrical panel and shuts down the machine when the saw head reaches the front stop block.

P AB 8-540B



Mfg Part Number	Item Name	Description
P AB 8-540B	Push Button*	Push Button*

P AB 8-540C



Mfg Part Number	Item Name	Description
P AB 8-540C	Contact Block*	Contact Block for 35mm start or stop switch.

P AB 8-542B



Mfg Part Number	Item Name	Description
P AB 8-542B	Red Push Button*	Red Push Button for Marvel 8 and 8 Mk I.



Marvel Saw Parts

Marvel 8 Bandsaw

Marvel 8 Electrical Parts

P AB 8-611

Mfg Part Number	Item Name	Description
P AB 8-611	Transformer*	Transformer for control voltage for older Marvel 8.

P AB 8-622

Mfg Part Number	Item Name	Description
P AB 8-622	Selector Switch*	Selector Switch for coolant and lamp on Marvel 8 Mk I.

P AB 8-635

Mfg Part Number	Item Name	Description
P AB 8-635	Transformer	Transformer for control voltage for Marvel 8 Mk II (230V/460V).

P AB PEL-12



Mfg Part Number	Item Name	Description
P AB PEL-12	Door Intrlock Switch "iec"*	Door Interlock or safety Switch for Marvel 8 Mk II.

P AB PEL-13



Mfg Part Number	Item Name
P AB PEL-13	Safety Interlock Acuation Key

P AB PEL-6



Mfg Part Number	Item Name
P AB PEL-6	Limit Switch*



Marvel Saw Parts

Marvel 8 Bandsaw

Marvel 8 Feed System Parts

P AB 8-1050



Mfg Part Number	Item Name	Description
P AB 8-1050	Bronze Bushing *	Bronze Bushing for feed slider.The feed slider engages and disengages feed system.

P AB 8-1054



Mfg Part Number	Item Name	Description
P AB 8-1054	Link*	The Link couples together the eccentric shaft and the feed slider.

P AB 8-1055



Mfg Part Number	Item Name	Description
P AB 8-1055	Bronze Bushing *	Bronze Bushing for link.

P AB 8-1057



Mfg Part Number	Item Name	Description
P AB 8-1057	Bronze Bushing*	Bronze Bushing for bearing block which contains eccentric shaft for feed system.



Marvel Saw Parts

Marvel 8 Bandsaw

Marvel 8 Feed System Parts

P AB 8-1059A



Mfg Part Number	Item Name	Description
P AB 8-1059A	Feed Lever	Feed Lever also known as tilting lever used to engage feed on a Marvel #8 Band Saw.

P AB 8-1064



Mfg Part Number	Item Name
P AB 8-1064	Bronze Brushing

P AB 8-107



Mfg Part Number	Item Name	Description
P AB 8-107	Bearing*	Bearing for saw head carriage located under machine table. Each machine requires four.

P AB 8-1072



Mfg Part Number	Item Name	Description
P AB 8-1072	Roll Pin Stock Number 6/9-92	Roll Pin for P AB 8-1071.



Marvel Saw Parts

Marvel 8 Bandsaw

Marvel 8 Feed System Parts

P AB 8-108



Mfg Part Number	Item Name	Description
P AB 8-108	Bearing *	Bearing for saw head carriage located under machine table. Each machine requires two.

P AB 8-1093



Mfg Part Number	Item Name	Description
P AB 8-1093	Handwheel Mk1*	Handwheel for feed system on Marvel 8 Mark I.

P AB 8-1194



Mfg Part Number	Item Name	Description
P AB 8-1194	Bronze Bushing*	Bronze Bushing in balance beam head for feed system.

P AB 8-1195A

Mfg Part Number	Item Name	Description
P AB 8-1195A	Retaining Ring*	Retaining Ring for balance beam.



Marvel Saw Parts

Marvel 8 Bandsaw

Marvel 8 Feed System Parts

P AB 8-162



Mfg Part Number	Item Name	Description
P AB 8-162	Eccentric Pin	Eccentric Pin for tilting lever on older Marvel 8 band saws.

P AB 8-165



Mfg Part Number	Item Name
P AB 8-165	Feed Lever Toggle*

P AB 8-170A



Mfg Part Number	Item Name	Description
P AB 8-170A	Oil Mole Cover	Oil Cup Press-In Type for tilting lever.

P AB 8-171



Mfg Part Number	Item Name	Description
P AB 8-171	Feed Worm *	Feed Worm or Spiral Gear for feed system. Also recommended worm gear P AB 8-251.



Marvel Saw Parts

Marvel 8 Bandsaw

Marvel 8 Feed System Parts

P AB 8-172



Mfg Part Number	Item Name	Description
P AB 8-172	Feed Belt *	The Feed Belt drives the feed pulley from the main drive spline sleeve.

P AB 8-172A



Mfg Part Number	Item Name	Description
P AB 8-172A	Feed Belt	The Feed Belt drives the feed pulley from the main drive spline sleeve.

P AB 8-172B



Mfg Part Number	Item Name	Description
P AB 8-172B	Feed Belt *	The Feed Belt drives the feed pulley from the main drive spline sleeve.

P AB 8-204A



Mfg Part Number	Item Name	Description
P AB 8-204A	Feed Chain*	This Feed Chain is located under the machine table between the chain bar and the equalizer chain.



Marvel Saw Parts

Marvel 8 Bandsaw

Marvel 8 Feed System Parts

P AB 8-204B



Mfg Part Number	Item Name	Description
P AB 8-204B	Equalizer Chain*	This Equalizer Chain is located under the machine table on the front of the saw carriage.

P AB 8-236D



Mfg Part Number	Item Name	Description
P AB 8-236D	Bronze Brushing*	Bronze Brushing

P AB 8-251



Mfg Part Number	Item Name	Description
P AB 8-251	Worm Gear *	Worm Gear or Brass Gear for the feed system. Also recommended feed worn P AB 8-171.

P AB 8-253



Mfg Part Number	Item Name	Description
P AB 8-253	Oil Cup*	Oil Cup for worm gear cover on older Marvel 8 machines.



Marvel Saw Parts

Marvel 8 Bandsaw

Marvel 8 Feed System Parts

P AB 8-262



Mfg Part Number	Item Name	Description
P AB 8-262	Cork Insert *	Cork Insert for feed system friction clutch. Each machine requires six.

P AB 8-263 A



Mfg Part Number	Item Name	Description
P AB 8-263 A	Feed Pully Bearing*	Feed Pulley Bearing or Needle Bearing for feed pulley. Needle bearing replaces solid brass bushing in older machines.

P AB 8-263B



Mfg Part Number	Item Name	Description
P AB 8-263B	Inner Race *	Inner Race for bearing P AB 8-263A located on end of worm shaft P AB 8-170.

P AB 8-264



Mfg Part Number	Item Name	Description
P AB 8-264	Ball Thrust Collar	Thrust Collar located on worm shaft P AB 8-170 transfers feed pressure from balance beam to worm shaft.



Marvel Saw Parts

Marvel 8 Bandsaw

Marvel 8 Feed System Parts

P AB 8-265



Mfg Part Number	Item Name	Description
P AB 8-265	Thrust Bearing *	Thrust Bearing located on worm shaft P AB 8-170 reduces friction between thrust collar and balance beam.

P AB 8-33



Mfg Part Number	Item Name	Description
P AB 8-33	Handwheel (Old Style)*	The Handwheel (Old Style) is for positioning saw head.

P AB 8-53



Mfg Part Number	Item Name	Description
P AB 8-53	Feed Lever	Feed Lever engages and disengages feed system on older Marvel 8.

P AB 8-84A-R



Mfg Part Number	Item Name
P AB 8-84A-R	Sprocket Assy*



Marvel Saw Parts

Marvel 8 Bandsaw

Marvel 8 Feed System Parts

P AB 8-C133

Mfg Part Number	Item Name	Description
P AB 8-C133	Hand Wheel Shaft	Hand Wheel Shaft for older Marvel 8. This shaft is located under front of machine table.

P AB 8-C202



Mfg Part Number	Item Name	Description
P AB 8-C202	Feed Chain*	This Feed Chain is located under the table in the rear of the machine. This chain runs from the chain bar around the tensioner to the back of the saw head carriage. Each machine re

P AB 8-C35-R



Mfg Part Number	Item Name	Description
P AB 8-C35-R	Sprocket and Hub Assy*	Sprocket and Hub Assembly located under front of machine table on handwheel shaft P AB 8-C133. Each machine requires two.

Marvel 8 Guide Parts

P AB 8-126F



Mfg Part Number	Item Name	Description
P AB 8-126F	Flanged Roller Guide *	Flanged roller guide for older Marvel 8 bandsaws.



Marvel Saw Parts

Marvel 8 Bandsaw

Marvel 8 Guide Parts

P AB 8-127P



Mfg Part Number	Item Name
P AB 8-127P	Plain Roller Guide *

P AB 8-128



Mfg Part Number	Item Name	Description
P AB 8-128	Thumb Screw*	Thumb Screws are used to adjust the guide blocks for blade alignment.

P AB 8-901



Mfg Part Number	Item Name	Description
P AB 8-901	Guide Post *	Carbide Guide Posts for Marvel 8 with blade guide conversion, 8 Mk I and 8 Mk II.

P AB 8-903-R



Mfg Part Number	Item Name	Description
P AB 8-903-R	Pressure Block Assy 1 Blade *	Pressure Block Assembly or Back Up Guide for Marvel 8 with blade guide conversion, 8 Mk I and 8 Mk II.



Marvel Saw Parts

Marvel 8 Bandsaw

Marvel 8 Guide Parts

P AB 8-904



Mfg Part Number	Item Name	Description
P AB 8-904	Eccentric Pin*	Eccentric Pin for the back up guide P AB 8-903-R allows adjustment of back up guide.

P AB 8-907



Mfg Part Number	Item Name	Description
P AB 8-907	Button Head Screw*	Button head screw for retaining P AB 8-901 guide posts.

Marvel 8 Handles & Latches

P AB 8-1079



Mfg Part Number	Item Name	Description
P AB 8-1079	Clamp Ring Stud*	The Clamp Ring Stud tightens clamp ring to prohibit tilting of the saw head.

P AB 8-1079A



Mfg Part Number	Item Name	Description
P AB 8-1079A	Handle Stud*	Handle Stud for P AB 8-1079.



Marvel Saw Parts

Marvel 8 Bandsaw

Marvel 8 Handles & Latches

P AB 8-1139



Mfg Part Number	Item Name	Description
P AB 8-1139	Clamp Screw*	Clamp Screw for positioning guide arm.

P AB 8-1140



Mfg Part Number	Item Name	Description
P AB 8-1140	Clamp Screw*	Clamp Screw for positioning guide arm.

P AB 8-1141



Mfg Part Number	Item Name	Description
P AB 8-1141	Handle Stud*	Handle Stud for P AB 8-1139 and P AB 8-1140.

P AB 8-1142



Mfg Part Number	Item Name	Description
P AB 8-1142	Ball Knob*	Ball Knob for P AB 8-1141 and P AB 8-1079A.



Marvel Saw Parts

Marvel 8 Bandsaw

Marvel 8 Handles & Latches

P AB 8-1175



Mfg Part Number	Item Name	Description
P AB 8-1175	Paddle Latch *	Paddle Latch for lower band wheel door.

P AB 8-1180

Mfg Part Number	Item Name	Description
P AB 8-1180	Lower Bandwheel Door*	Lower Bandwheel door for Marvel 8 Mk I.

P AB 8-1604



Mfg Part Number	Item Name
P AB 8-1604	Tension Screw*

P AB 8-1618A



Mfg Part Number	Item Name	Description
P AB 8-1618A	Plastic Door Latch	Plastic Door Latch for Marvel 8 Mk II upper band wheel door.



Marvel Saw Parts

Marvel 8 Bandsaw

Marvel 8 Handles & Latches

P AB 8-46N



Mfg Part Number	Item Name	Description
P AB 8-46N	Ratchet Wrench *	Ratchet Wrench for tensioning saw blade.

Marvel 8 Vice & Table Parts

P AB 8-134

Mfg Part Number	Item Name	Description
P AB 8-134	Ratchet Insert*	Ratchet Insert located in the machine table t-slot provides serrated contact point to allow adjustment of ratchet nut (P AB 8-48R) which clamps machine vise. Each table contains f

P AB 8-134A



Mfg Part Number	Item Name	Description
P AB 8-134A	Setscrew (3/8-24 X 5/8- 8-134)	Setscrew for ratchet insert P AB 8-134. Each ratchet insert requires four set screws.

P AB 8-137



Mfg Part Number	Item Name	Description
P AB 8-137	Outside Wear Strips*	Steel Wear Strips protect the machine surface from wear due to the loading and unloading of material on and off the machine table. They are manufactured from spring steel for long



Marvel Saw Parts

Marvel 8 Bandsaw

Marvel 8 Vice & Table Parts

P AB 8-137A



Mfg Part Number	Item Name	Description
P AB 8-137A	Inside Wear Strips*	Steel Wear Strips protect the machine surface from wear due to the loading and unloading of material on and off the machine table. They are manufactured from spring steel for long

P AB 8-151



Mfg Part Number	Item Name	Description
P AB 8-151	Vise Screw- Rear *	Vise Screw or Set Screw for rear vise ratchet nut.

P AB 8-154



Mfg Part Number	Item Name	Description
P AB 8-154	Spring For Ratchet Nut*	Spring for Ratchet Nut

P AB 8-156



Mfg Part Number	Item Name	Description
P AB 8-156	Steel Insert*	Steel Square Insert for ratchet nut (P AB 8-48-R), also recommended P AB 8-154 spring.



Marvel Saw Parts

Marvel 8 Bandsaw

Marvel 8 Vice & Table Parts

P AB 8-47-R



Mfg Part Number	Item Name	Description
P AB 8-47-R	Vise Jaw Assy Frt/Rear *	Vise Jaw Assembly consists of front and rear jaws.

P AB 8-48A-R



Mfg Part Number	Item Name	Description
P AB 8-48A-R	Vise Screw With Handle *	The Vise Screw with Handle consists of a chrome balanced crank handle and a vise screw which has been turned back on end to prevent mushrooming of threads.

P AB 8-48-R



Mfg Part Number	Item Name	Description
P AB 8-48-R	Ratchet Nut Asy *	Ratchet nut Assembly consists of (1) P AB- 8-48 ratchet nut, (1) P AB 8-156 steel insert, and (1) P AB 8-154 spring. They allow quick positioning of vise jaws.

P AB 87-AA004A



Mfg Part Number	Item Name
P AB 87-AA004A	Wear Strip Metric Inside



Marvel Saw Parts

Marvel 8 Bandsaw

Marvel 8 Vice & Table Parts

P AB 87-AA005A



Mfg Part Number

P AB 87-AA005A

Item Name

Wear Strip Outside Metric

Marvel 8 Wheel & Pinion Assm.

P AB 8-10



Mfg Part Number

P AB 8-10

Item Name

Lower Wheel Bracket*

Description

Lower Wheel Bracket is located on the lower saw head.

P AB 8-1027



Mfg Part Number

P AB 8-1027

Item Name

Bevel Gear Shaft *

Description

Bevel Gear Shaft or Pinion Shaft for Marvel 8 Mark I and newer machines. Also recommended (2) P AB 8-1029, (3) P AB 8-1028.

P AB 8-1028



Mfg Part Number

P AB 8-1028

Item Name

Retaining Ring *

Description

Retaining Ring for drive pinions and drive wheel shafts. Each shaft requires three.



Marvel Saw Parts

Marvel 8 Bandsaw

Marvel 8 Wheel & Pinion Assm.

P AB 8-1029



Mfg Part Number	Item Name	Description
P AB 8-1029	Ball Bearings *	Ball Bearings for drive pinions and band wheels. Each requires two.

P AB 8-1032



Mfg Part Number	Item Name	Description
P AB 8-1032	Internal Retaining Ring*	Internal Retaining Ring or Piston Ring for pinion housing.

P AB 8-1200



Mfg Part Number	Item Name	Description
P AB 8-1200	Upper Bandwheel For 1 Blade *	Upper Bandwheel (1" blade) for Marvel 8 Mk I and II.



Marvel Saw Parts

Marvel 8 Bandsaw

Marvel 8 Wheel & Pinion Assm.

P AB 8-1200A



Mfg Part Number	Item Name	Description
P AB 8-1200A	Bearing Sleeve	Bearing Sleeve retains bearings in bandwheel P AB 8-1200.

P AB 8-1200-R



Mfg Part Number	Item Name	Description
P AB 8-1200-R	Upper Bandwheel Assy. 1 Blade	Upper Bandwheel Assembly (1" blade) for Marvel 8 Mk I and II. The assembly consists of (1) P AB 8-1200 band wheel, (2) P AB 8-1029 bearing, (1) P AB 8-214 snap ring, and (1) P AB

P AB 8-1202



Mfg Part Number	Item Name	Description
P AB 8-1202	Shaft *	Lower bandwheel Shaft for Marvel 8 and 8 Mk I. Also recommended are (3) retaining rings P AB 8-1028 and (2) bearings P AB 8-1029.



Marvel Saw Parts

Marvel 8 Bandsaw

Marvel 8 Wheel & Pinion Assm.

P AB 8-1205

Marvel Saw Parts



Mfg Part Number	Item Name	Description
P AB 8-1205	Lower Band Wheel *	Lower Bandwheel Assembly with bevel gear for Marvel 8, 8 Mk I and 8 Mk II with 1' blade. It is recommended when replacing the lower wheel that the drive pinion(P AB 8-15A or P AB

P AB 8-1205-R



Mfg Part Number	Item Name	Description
P AB 8-1205-R	Lower Bandwheel Asm 1 Blade *	Lower Bandwheel Assembly with bevel gear for Marvel 8 and 8 Mk I with 1' blade. Assembly consists of (1) P AB 8-1205 Bandwheel, (2) P AB 8-1029 bearing, (3) P AB 8-1028 snap rin



Marvel Saw Parts

Marvel 8 Bandsaw

Marvel 8 Wheel & Pinion Assm.

P AB 8-1206



Mfg Part Number	Item Name	Description
P AB 8-1206	Upper Bandwheel Shaft	Upper Bandwheel Shaft for Marvel 8 Mk I.

P AB 8-12B



Mfg Part Number	Item Name	Description
P AB 8-12B	Bushing *	Brass Bushing for pinion housings on Marvel 8 bandsaws with bevel pinion shaft (P AB 8-15A). Each housing requires two.

P AB 8-149B



Mfg Part Number	Item Name	Description
P AB 8-149B	Thrust Bearing	Thrust Bearing for tension assembly which tightens saw blade.

P AB 8-149P



Mfg Part Number	Item Name	Description
P AB 8-149P	Tension Rod	Saw Tension Screw is a threaded shaft used to tighten the saw blade.



Marvel Saw Parts

Marvel 8 Bandsaw

Marvel 8 Wheel & Pinion Assm.

P AB 8-15A



Mfg Part Number	Item Name	Description
P AB 8-15A	Bevel Pinion & Shaft *	Bevel Pinion & Shaft for older Marvel 8 Band saws. Also recommended (2) pinion bushings P AB 8-12B.

P AB 8-1602



Mfg Part Number	Item Name	Description
P AB 8-1602	Lower Bandwheel Shaft	Lower Bandwheel Shaft for Marvel 8 Mk II. Also recommended are (3) retaining rings P AB 8-1028 and (2) bearings P AB 8-1029.

P AB 8-1602-R



Mfg Part Number	Item Name	Description
P AB 8-1602-R	Lower Bandwheel & Shaft Assm.	Lower Bandwheel Assembly with bevel gear for Marvel 8 Mk II with 1' blade. Assembly consists of (1) P AB 8-1205 Bandwheel, (2) P AB 8-1029 bearing, (3) P AB 8-1028 snap rings, an

P AB 8-214



Mfg Part Number	Item Name	Description
P AB 8-214	Piston Ring *	Piston Ring or Internal Snap Ring for pinion housings and bandwheels.



Marvel Saw Parts

Marvel 8 Bandsaw

Marvel 8 Wheel & Pinion Assm.

P AB 8-222



Mfg Part Number	Item Name	Description
P AB 8-222	Groov-Pin *	The Groove Pin retains the lower bandwheel shaft in to the lower wheel bracket.

P AB 8-224



Mfg Part Number	Item Name	Description
P AB 8-224	Main Bushing	Main Idler Wheel Bushing retains idle wheel on upper bandwheel shaft.

P AB 8-228B



Mfg Part Number	Item Name	Description
P AB 8-228B	Oil Seal*	Oil Seal to retain grease in rear of upper bandwheel.

P AB 8-230



Mfg Part Number	Item Name	Description
P AB 8-230	Ball Bearing- Open	Ball Bearing for bandwheels on older Marvel 8. These bearings have no shields which allow THEM to be lubricated.



Marvel Saw Parts

Marvel 8 Bandsaw

Marvel 8 Wheel & Pinion Assm.

P AB 8-B16

Marvel Saw Parts



Mfg Part Number	Item Name	Description
P AB 8-B16	Lower Bandwheel- 3/4Blade *	Lower Bandwheel Assembly with bevel gear for Marvel 8 with 3/4' blade. It is recommended when replacing the lower wheel that the drive pinion(P AB 8-15A) be changed also.

P AB 8-B16-R



Mfg Part Number	Item Name	Description
P AB 8-B16-R	Lower Bandwheel Assy- 3/4 *	Lower Bandwheel Assembly with bevel gear for Marvel 8 with 3/4' blade. Assembly consists of (1) P AB 8-B16 Bandwheel, (2) P AB 8-1029 bearing, (3) P AB 8-1028 snap rings, and (



Marvel Saw Parts

Marvel 8 Bandsaw

Marvel 8 Wheel & Pinion Assm.

P AB 8-B17



Mfg Part Number	Item Name	Description
P AB 8-B17	Upper Bandwheel - 3/4Blade*	Upper Bandwheel (3/4' blade) for older Marvel 8.

P AB 8-B17-M



Mfg Part Number	Item Name	Description
P AB 8-B17-M	Upper Bandwheel 1" Modified	Upper Bandwheel modified to run a 1" saw blade on older Marvel 8.



Marvel Saw Parts

Marvel 8 Bandsaw

Marvel 8 Wheel & Pinion Assm.

P AB 8-B17-R



Mfg Part Number	Item Name	Description
P AB 8-B17-R	Upper Bandwheel Assy- 3/4	Upper Bandwheel Assembly (3/4" blade) for older Marvel 8. The assembly consists of (1) P AB 8-B17 band wheel, (2) P AB 8-1029 bearing, (1) P AB 8-214 snap ring, (1) P AB 8-224 m



Marvel Saw Parts

Marvel 81, 81A Bandsaw

Marvel 81 Bandwheels

P AB 81-BB500



Mfg Part Number	Item Name	Description
P AB 81-BB500	Bandwheel 81/11 1 1/4	Band wheel (1 1/4' blade) for machines with planetary gear boxes.

P AB 81-BB8



Mfg Part Number	Item Name	Description
P AB 81-BB8	Bandwheel (1Blade)*	Upper and Lower Band Wheel (1" blade) for Marvel 81 band saws.



Marvel Saw Parts

Marvel 81, 81A Bandsaw

Marvel 81 Bandwheels

P AB 81-BB9

Marvel Saw Parts



Mfg Part Number	Item Name	Description
P AB 81-BB9	Bearing*	Upper Wheel Bearing for D series 81 which take bandwheel shaft P AB 81-BB7.

P AB 81-BBR8



Mfg Part Number	Item Name	Description
P AB 81-BBR8	Bandwheel (1-1/4 Blade)	Upper and Lower Band Wheel (1 1/4" blade) for Marvel 81 Band saws.



Marvel Saw Parts

Marvel 81, 81A Bandsaw

Marvel 81, Marvel 81A Column & Guides

P AB 81-BC56



Mfg Part Number	Item Name
P AB 81-BC56	Tension Screw (Std Column)*

P AB 81-BD204-A



Mfg Part Number	Item Name	Description
P AB 81-BD204-A	Pressure Plate (1-1/4 Blade)*	Pressure Plate Assembly 1-1/4 or Carbide Back Up Guide supports back edge of saw blade.

P AB 81-BD206-A



Mfg Part Number	Item Name	Description
P AB 81-BD206-A	Blade Guide Holder Assy*	This blade guide has three carbide pads it fits on a dove tail. The machine requires two pieces of P AB 81-BD206-A and two pieces of P AB 81-BD207-A. It is recommended to replace

P AB 81-BD207-A



Mfg Part Number	Item Name	Description
P AB 81-BD207-A	Blade Guide Holder Assy.	This blade guide has three carbide pads it fits on a dove tail. The machine requires two pieces of P AB 81-BD207-A and two pieces of P AB 81-BD206-A. It is recommended to replace



Marvel Saw Parts

Marvel 81, 81A Bandsaw

Marvel 81, Marvel 81A Column & Guides

P AB 81-BD210



Mfg Part Number	Item Name	Description
P AB 81-BD210	Guide Clamp	Dove Tail Clamp for side guides P AB 81-BD206-A and P AB 81-BD207-A.

P AB 81-BD4-C



Mfg Part Number	Item Name	Description
P AB 81-BD4-C	Blade Guide Assem. *	This guide will fit Older 81 Blade Guide (Left or Right) (4 Per Machine).

P AB 81-BD6-C



Mfg Part Number	Item Name	Description
P AB 81-BD6-C	Pressure Block Assy 1" *	Pressure Block Assembly or Back Up Guide for D-Series 81 with 1 1/4" saw blades.

P AB 81-BDR4-A



Mfg Part Number	Item Name	Description
P AB 81-BDR4-A	Blade Guide Holder Assy Ur-LI	Blade Guide Holder Assembly or Side Guide for Marvel 81/11.



Marvel Saw Parts

Marvel 81, 81A Bandsaw

Marvel 81, Marvel 81A Column & Guides

P AB 81-BDR5-A



Mfg Part Number	Item Name	Description
P AB 81-BDR5-A	Blade Guide Holder Assy UI-Lr	Blade Guide Holder Assembly or Side Guide for Marvel 81/11.

P AB 81-BDR6-C



Mfg Part Number	Item Name	Description
P AB 81-BDR6-C	Pressure Block 1 1/4" *	Pressure Block Assembly or Back Up Guide for D-Series 81 with 1" saw blades.

Marvel 81, Marvel 81A Electrical Parts

P AB 81-EA104-A



Mfg Part Number	Item Name	Description
P AB 81-EA104-A	Limit Switch Assy (2Ls And 8Ls	Limit Switch Assembly is activated when saw head returns to rear position.

P AB 81-EA126



Mfg Part Number	Item Name	Description
P AB 81-EA126	Limit Switch 15-Ea26	Limit Switch 15-EA26



Marvel Saw Parts

Marvel 81, 81A Bandsaw

Marvel 81, Marvel 81A Electrical Parts

P AB 81-EA29



Mfg Part Number	Item Name	Description
P AB 81-EA29	Limit Switch	This switch is operated by the forward and reverse control rod. It is located in the Hydraulic compartment.

P AB 81-EA51



Mfg Part Number	Item Name	Description
P AB 81-EA51	Limit Switch *	Limit Switch or Broken Blade Switch located in upper saw head.

P AB 81-EAR74-A



Mfg Part Number	Item Name	Description
P AB 81-EAR74-A	Limit Switch Assy	Limit Switch Assembly is activated when saw head reaches forward position.

P AB 81-EB20



Mfg Part Number	Item Name	Description
P AB 81-EB20	Safety Switch 8-539	Out of Stock Limit Switch located on shuttle vise cylinder.



Marvel Saw Parts

Marvel 81, 81A Bandsaw

Marvel 81, Marvel 81A Electrical Parts

P AB 81-EB22



Mfg Part Number	Item Name	Description
P AB 81-EB22	Cycle Switch*	Limit Switch located on rear of shuttle actuated when shuttle is at rear position.

P AB 81-EC103



Mfg Part Number	Item Name	Description
P AB 81-EC103	Stop Push Button*	Stop Push Button for Marvel 81/8.

P AB 81-EC104



Mfg Part Number	Item Name	Description
P AB 81-EC104	Selector Switch*	2 Position Selector Switch for Carriage(stop fwd./auto ret.), Blade(stop/run), Coolant and Work Light(on/off) for Marvel 81/8.

P AB 81-EC105



Mfg Part Number	Item Name	Description
P AB 81-EC105	3 Pos. Selector Switch Unit*	3 Position Selector Switch for Power Tilt(left/right) and Blade Guide Arm(up/down) for Marvel 81/8.



Marvel Saw Parts

Marvel 81, 81A Bandsaw

Marvel 81, Marvel 81A Electrical Parts

P AB 81-EC109



Mfg Part Number	Item Name	Description
P AB 81-EC109	Contact Block*	Contact Block for 22mm push button and selector switches used on Marvel 81/8.

P AB 81-EC146



Mfg Part Number	Item Name	Description
P AB 81-EC146	Start Push Button*	Start Push Button for Marvel 81/9.

P AB 81-EC147



Mfg Part Number	Item Name	Description
P AB 81-EC147	Stop Push Button *	Stop Push Button for Marvel 81/9.

P AB 81-EC148



Mfg Part Number	Item Name	Description
P AB 81-EC148	Selector Switch- 2 Pos. 10L*	2 Position Selector Switch for Carriage(stop fwd./auto ret.), Blade(stop/run), Coolant and Work Light(on/off) for Marvel 81/9.



Marvel Saw Parts

Marvel 81, 81A Bandsaw

Marvel 81, Marvel 81A Electrical Parts

P AB 81-EC149



Mfg Part Number	Item Name	Description
P AB 81-EC149	Selector Switch Spr*	3 Position Selector Switch for Power Tilt(left/right) and Blade Guide Arm(up/down) for Marvel 81/9 - 81/11.

P AB 81-EC151



Mfg Part Number	Item Name	Description
P AB 81-EC151	Selector Switch 2 Pos. 2Cr-20L	2 Position Selector Switch for Shuttle Manual Control(rev./fwd.) used on Marvel 81/9.

P AB 81-EC153



Mfg Part Number	Item Name	Description
P AB 81-EC153	Contact Block (N.C.)*	Contact Block for 22mm push button and selector switches used on Marvel 81/9.

P AB 81-EC155



Mfg Part Number	Item Name	Description
P AB 81-EC155	Selector Switch- 3 Pos.	3 Position Selector Switch for Table Selector(left,both,right) for Marvel 81/9.



Marvel Saw Parts

Marvel 81, 81A Bandsaw

Marvel 81, Marvel 81A Electrical Parts

P AB 81-EC169



Mfg Part Number	Item Name
P AB 81-EC169	Sel.Sw.3Pos.Maint.2N.O.Blk.

P AB 81-EC3



Mfg Part Number	Item Name	Description
P AB 81-EC3	Push Button*	Start Push Button for D-Series Marvel 81.

P AB 81-EC6



Mfg Part Number	Item Name	Description
P AB 81-EC6	Contact Block 8-540C*	Contact Block for 35mm push button and selector switches used on D-Series Marvel 81.

P AB 81-EC8



Mfg Part Number	Item Name	Description
P AB 81-EC8	Contact Block 8-540C*	Contact Block for 35mm push button and selector switches used on D-Series Marvel 81.



Marvel Saw Parts

Marvel 81, 81A Bandsaw

Marvel 81, Marvel 81A Electrical Parts

P AB 81-ECR148



Mfg Part Number	Item Name	Description
P AB 81-ECR148	Selector Switch- 2 Pos. 1CI*	2 Position Selector Switch for Auto Stop (on/off) used on Marvel 81A/11.

P AB 81-ECR149



Mfg Part Number	Item Name	Description
P AB 81-ECR149	Selector Switch- Spr.Cn.2Or-20	3 Position Selector Switch for Table Direction(left/right) for Marvel 81/9.

P AB 81-ECS148



Mfg Part Number	Item Name	Description
P AB 81-ECS148	Selector Switch 2 Pos. 10L-1Cr	2 Position Selector Switch for Gauge(clamp/release) on Marvel 81/9-81/11.

P AB 81-FL49



Mfg Part Number	Item Name	Description
P AB 81-FL49	Limit Switch 15-Eb120	Limit Switch 15-EB120



Marvel Saw Parts

Marvel 81, 81A Bandsaw

Marvel 81, Marvel 81A Hydraulic Parts

P AB 81-CA26



Mfg Part Number	Item Name
P AB 81-CA26	Pump Pulley

P AB 81-CA332



Mfg Part Number	Item Name	Description
P AB 81-CA332	Piston Pump 25-Ca25*	Hydraulic Pump located in rear of Hydraulic compartment. This pump is ran by a timing belt. Also known as P AB 25-CA25.

P AB 81-CA337



Mfg Part Number	Item Name	Description
P AB 81-CA337	Timing Belt*	Timing Belt for machines with pump P AB 81-CA332.

P AB 81-CA339



Mfg Part Number	Item Name
P AB 81-CA339	Coupling



Marvel Saw Parts

Marvel 81, 81A Bandsaw

Marvel 81, Marvel 81A Hydraulic Parts

P AB 81-CA393



Mfg Part Number	Item Name	Description
P AB 81-CA393	Level Gauge 15-Db23	Liquid Level Gauge or Fluid Site Glass used on Hydraulic compartment for Hydraulic fluid level.

P AB 81-CA452



Mfg Part Number	Item Name	Description
P AB 81-CA452	Suction Strainer*	Suction Strainer located in Hydraulic tank that prevents the Hydraulic pump from sucking up debris.

P AB 81-CAR329



Mfg Part Number	Item Name	Description
P AB 81-CAR329	Filter Element *	Filter Element for in tank filter unit.

P AB 81-CAR331



Mfg Part Number	Item Name	Description
P AB 81-CAR331	Main Pump*	Main Hydraulic Pump for band speed. This pump is driven directly from the Hydraulic pump motor.



Marvel Saw Parts

Marvel 81, 81A Bandsaw


Marvel 81, Marvel 81A Hydraulic Parts

P AB 81-CAS22



Mfg Part Number	Item Name	Description
P AB 81-CAS22	Barnes Pump*	Auxiliary Hydraulic Pump for D-Series Marvel 81.

P AB 81-CB110



Mfg Part Number	Item Name	Description
P AB 81-CB110	Flow Control Valve*	Flow Control Valve located under table, used to adjust speed of clamping

P AB 81-CB171



Mfg Part Number	Item Name	Description
P AB 81-CB171	Flow Control Valve 25-Cb40*	This Flow Control Valve adjusts the bandspeed of the saw blade.

P AB 81-CB72-A



Mfg Part Number	Item Name	Description
P AB 81-CB72-A	Needle Valve Assy *	The Needle Valve Assembly controls the feed rate of the saw head. It has a micrometer style knob for precision adjustment.



Marvel Saw Parts

Marvel 81, 81A Bandsaw

Marvel 81, Marvel 81A Hydraulic Parts

P AB 81-CBR49



Mfg Part Number	Item Name	Description
P AB 81-CBR49	Element For Filter *	This is a cartridge style filter element which fits in the P AB 81-CB49 filter housing.

P AB 81-CCY84



Mfg Part Number	Item Name
P AB 81-CCY84	Stem*

P AB 81-CDS15



Mfg Part Number	Item Name	Description
P AB 81-CDS15	Feed Gauge*	This gauge is used to read feed pressure of the saw head on D series Marvel 81.

P AB 81-RCA450



Mfg Part Number	Item Name	Description
P AB 81-RCA450	Filter Element *	Spin on Hydraulic Oil Filter located in Hydraulic compartment next to oil cooler.



Marvel Saw Parts

Marvel 81, 81A Bandsaw

Marvel 81, Marvel 81A Hydraulic Parts

P AB 81-RCB155-A



Mfg Part Number	Item Name	Description
P AB 81-RCB155-A	Gauge Assy*	This is a 0-350 Lbs. glycerin filled gauge. This gauge is used to read feed pressure.

P AB 81-RFD400-S



Mfg Part Number	Item Name	Description
P AB 81-RFD400-S	Repair Kit For Cylinder *	Cylinder Seal Repair Kit for Shuttle Cylinder.

P AB PHE-0013



Mfg Part Number	Item Name
P AB PHE-0013	HYDRAULIC FILTER

P AB PHE-R1



Mfg Part Number	Item Name	Description
P AB PHE-R1	Replacement Filter*	Replacement Filter*



Marvel Saw Parts

Marvel 81, 81A Bandsaw

Marvel 81, Marvel 81A Replacement Parts

P AB 81-CCV5



Mfg Part Number	Item Name	Description
P AB 81-CCV5	Swivel*	Swivel located under 81 saw frame

Marvel 81, Marvel 81A Transmission Parts

P AB 81-BB10



Mfg Part Number	Item Name	Description
P AB 81-BB10	Bearing 8-1029*	Upper Wheel Bearing for D series 81 which take bandwheel shaft P AB 81-BB7.

P AB 81-BB208



Mfg Part Number	Item Name	Description
P AB 81-BB208	Shaft (Lower Bandwheel) *	Lower Bandwheel Shaft for Hydraulic driven gear box.

P AB 81-BB214



Mfg Part Number	Item Name	Description
P AB 81-BB214	Bearing Locknut*	Bearing Locknut or Spanner Nut used to retain bearings on upper bandwheel shaft.



Marvel Saw Parts

Marvel 81, 81A Bandsaw

Marvel 81, Marvel 81A Transmission Parts

P AB 81-BB215



Mfg Part Number	Item Name	Description
P AB 81-BB215	Bearing Lockwasher*	Bearing Lockwasher used on upper bandwheel shaft.

P AB 81-BB216



Mfg Part Number	Item Name	Description
P AB 81-BB216	Bearing *	Ball Bearing with snap ring for upper bandwheel shaft.

P AB 81-BB217



Mfg Part Number	Item Name	Description
P AB 81-BB217	Bearing *	Roller Bearing for the gear box output shaft P AB 81-BB208.

P AB 81-BB218



Mfg Part Number	Item Name	Description
P AB 81-BB218	Timken Bearing *	Tapered Roller Bearing for input shaft located on balancer side of the transmission.



Marvel Saw Parts

Marvel 81, 81A Bandsaw

Marvel 81, Marvel 81A Transmission Parts

P AB 81-BB225



Mfg Part Number	Item Name	Description
P AB 81-BB225	Timken Bearing *	Tapered Roller Bearing for input shaft located on Hydraulic motor side of the transmission.

P AB 81-BB226



Mfg Part Number	Item Name
P AB 81-BB226	V Ring*

P AB 81-BB233



Mfg Part Number	Item Name	Description
P AB 81-BB233	Shaft Seal*	Output Shaft Seal or radial lip seal for lower bandwheel shaft.

P AB 81-BB237



Mfg Part Number	Item Name	Description
P AB 81-BB237	Oil Seal*	Oil Seal or radial lip seal for input shaft of gear box on the flywheel side.



Marvel Saw Parts

Marvel 81, 81A Bandsaw

Marvel 81, Marvel 81A Transmission Parts

P AB 81-BC51



Mfg Part Number	Item Name	Description
P AB 81-BC51	Shaft (Upper Bandwheel) *	Upper Bandwheel Shaft

P AB 81-CA14



Mfg Part Number	Item Name	Description
P AB 81-CA14	Oil Gauge*	This Sight Glass or oil gauge helps maintain transmission oil level.

Marvel 81, Marvel 81A Vises & Table Parts

P AB 81-AA7



Mfg Part Number	Item Name	Description
P AB 81-AA7	Wear Strip *	Steel Wear Strips protect the machine surface from wear due to the loading and unloading of material on and off the machine table. They are manufactured from spring steel for long

P AB 81-AAR7



Mfg Part Number	Item Name	Description
P AB 81-AAR7	Wear Strip*	Steel Wear Strips protect the machine surface from wear due to the loading and unloading of material on and off the machine table. They are manufactured from spring steel for long



Marvel Saw Parts

Marvel 81, 81A Bandsaw

Marvel 81, Marvel 81A Vises & Table Parts

P AB 81-AAS7




Mfg Part Number	Item Name	Description
P AB 81-AAS7	Wear Strip*	Steel Wear Strips protect the machine surface from wear due to the loading and unloading of material on and off the machine table. They are manufactured from spring steel for long

P AB 81-AB18



Mfg Part Number	Item Name	Description
P AB 81-AB18	Spring*	Spring for Hydraulic ratchet nut.

P AB 81-ABR3-OR



Mfg Part Number	Item Name	Description
P AB 81-ABR3-OR	Ratchet Nut O-Ring Kit*	Hydraulic Ratchet Nut Oring Seal Kit is used to repair leaking vise clamps.

P AB 81-ABR3-SA



Mfg Part Number	Item Name	Description
P AB 81-ABR3-SA	Hyd. Ratchet Nut Assy*	Hydraulic Ratchet Nut Service Assembly consists of casting only.



Marvel Saw Parts

Marvel 81, 81A Bandsaw

Marvel 81, Marvel 81A Vises & Table Parts

P AB 81-ABR4



Mfg Part Number	Item Name	Description
P AB 81-ABR4	Ratchet Key *	The Ratchet Key is a hardened steel insert which fastens to the end of the ratchet nut (P AB 81-ABR3). It allows the ratchet nut to lock into the table for vise clamping.

P AB 81-ABS6



Mfg Part Number	Item Name
P AB 81-ABS6	Cylinder Cap*

P AB 81-ABS7-A



Mfg Part Number	Item Name	Description
P AB 81-ABS7-A	Piston and Rod Assy *	Piston and Rod Assembly for Hydraulic ratchet nuts.

P AB 81-CC81



Mfg Part Number	Item Name	Description
P AB 81-CC81	1/4 Hose (40)	Rubber Hydraulic line for vise ratchet nut.



Marvel Saw Parts

Marvel 81, 81A Bandsaw

Marvel 81, Marvel 81A Vises & Table Parts

P AB 81-FD216



Mfg Part Number	Item Name	Description
P AB 81-FD216	Spring Reel 15-Fd216*	The Spring Reel is located in the shuttle table. It keeps tension on the fabric cover which covers the shuttle ways between the shuttle and the saw vise base.

P AB 81-FDR218



Mfg Part Number	Item Name	Description
P AB 81-FDR218	Fabric Cover*	The Fabric Cover is located on the shuttle table. It covers the shuttle ways between the shuttle and the saw vise base.

P AB 81-PF1501



Mfg Part Number	Item Name	Description
P AB 81-PF1501	Shut Off Coupling (Female)*	Quick Connect Coupling (female) for vise Hydraulic line.

Marvel 81, Marvel 81A Coolant & Chip Brush

P AB 81-BA147



Mfg Part Number	Item Name
P AB 81-BA147	Shaft



Marvel Saw Parts

Marvel 81, 81A Bandsaw

Marvel 81, Marvel 81A Coolant & Chip Brush

P AB 81-BA151



Mfg Part Number	Item Name	Description
P AB 81-BA151	Miter Gear 8-1130	This gear is used on chip brush units powered by the transmission flywheel. Each unit takes two Miter Gears. Also known as Miter Gear 8-1130.

P AB 81-BA152



Mfg Part Number	Item Name
P AB 81-BA152	Brush Shaft

P AB 81-BA153



Mfg Part Number	Item Name	Description
P AB 81-BA153	Bronze Bushing*	This Bushing is used on chip brush units powered by the transmission flywheel. Each unit takes three Bronze Bushings.

P AB 81-BA154



Mfg Part Number	Item Name	Description
P AB 81-BA154	Bronze Bushing*	This Bushing is used on chip brush units powered by the transmission flywheel. Each unit takes one Bronze Bushings.



Marvel Saw Parts

Marvel 81, 81A Bandsaw

Marvel 81, Marvel 81A Coolant & Chip Brush

P AB 81-BA156



Mfg Part Number	Item Name	Description
P AB 81-BA156	Chip Brushing- 3Dia.*	Also known as a blade brush or wire wheel. The Chip Brush removes shavings from the saw blade teeth to increase production and blade life.

P AB 81-DB1



Mfg Part Number	Item Name	Description
P AB 81-DB1	Coolant Pump*	A centrifugal pump which supplies coolant to the saw blade. Also recommended is the P AB 81-DBR6-C intake screen.

P AB 81-DBR6-C



Mfg Part Number	Item Name	Description
P AB 81-DBR6-C	Intake Screen Assy *	A wire mesh screen or strainer that clears debris from coolant before pumping.

P AB 81-DBR8



Mfg Part Number	Item Name	Description
P AB 81-DBR8	Shut-Off Valve	Solenoid Valve for Marvel 81 located on coolant pump. Turns coolant on and off electrically.



Marvel Saw Parts

Marvel 81, 81A Bandsaw

Marvel 81, Marvel 81A Coolant & Chip Brush

P AB 81-DBU6



Mfg Part Number	Item Name	Description
P AB 81-DBU6	Intake Screen*	Replacement screen for P AB 81-DBR6-C.

Marvel 916 Series Utility Band Saws

Marvel 916 Series Roller Guides

P AB 39-214



Mfg Part Number	Item Name	Description
P AB 39-214	Guide Bearing	Back Up Roller Guide. Each machine takes two.

P AB 39-226



Mfg Part Number	Item Name	Description
P AB 39-226	Guide Bearing*	Side Roller Guide for bandsaw blade. Each machine takes four.



Marvel Saw Parts

Marvel Miscellaneous

Marvel Miscellaneous Parts

P AB 10-BB6



Mfg Part Number	Item Name	Description
P AB 10-BB6	Belt*	Variable speed belts feature a cord construction, Band Saw Parts offers a complete range of variable speed belt sizes, and offers same day shipment in virtually all bandsaw industr



Peerless Parts

Peerless Bearings

Peerless Roller Bearings

P Peerless 397013



Mfg Part Number

P Peerless 397013

Item Name

Side Roller Set of 4

P Peerless 397545



Mfg Part Number

P Peerless 397545

Item Name

Top Guide

Peerless Wheel Bearings

P Peerless 39692



Mfg Part Number

P Peerless 39692

Item Name

Idler Wheel Bearings



Trajan Parts

Handles and Knobs

Trajan 1018 V Handwheel

P RF 191202



Mfg Part Number

P RF 191202

Item Name

Wheel

Trajan Caster Wheel 210

P RF 181129



Mfg Part Number

P RF 181129

Item Name

Caster Wheel

Trajan Handle 1319DR, 1319ADR

P RF 105065




Mfg Part Number

P RF 105065

Item Name

Miter lock handle assembly

P RF 105066



Mfg Part Number

P RF 105066

Item Name

Miter lock handle assembly



Trajan Parts

Handles and Knobs

Trajan Handle 1319DR, 1319ADR

P RF 105067



Mfg Part Number

P RF 105067

Item Name

Miter lock handle assembly

P RF 105068



Mfg Part Number

P RF 105068

Item Name

Miter lock handle assembly

P RF 623124



Mfg Part Number

P RF 623124

Item Name

Handle

Trajan Handle 210

P RF 198010



Mfg Part Number

P RF 198010

Item Name

Adjusting handle

Trajan Parts



Trajan Parts

Handles and Knobs

Trajan Knob 1018V

P RF 3027



Mfg Part Number

P RF 3027

Item Name

Knob

Trajan Knob T20

P RF 133026



Mfg Part Number

P RF 133026

Item Name

Knob

Trajan Vice Handle T20

P RF 133105



Mfg Part Number

P RF 133105

Item Name

Handle

Trajan Parts



Trajan Parts

Trajan 1319 Replacement Parts

These Parts Also can Be Used On JET, Wilton, Grizzly Band Saws

P RF 1965032 D



Mfg Part Number	Item Name
P RF 1965032 D	Varable Drive Pull Driven

Trajan Electrical Parts

P RF ET1312

Mfg Part Number	Item Name
P RF ET1312	Transformer

Trajan 712 Parts

Trajan 712 Wheel

P RF 181214-2S



Mfg Part Number	Item Name
P RF 181214-2S	Drive Wheel 712

Trajan 812 Parts

Trajan Transmission Parts

P RF 192337



Mfg Part Number	Item Name
P RF 192337	BRASS GEAR

Trajan Parts



Trajan Parts

Trajan Bandwheels

Trajan 1018 V Bandwheel T20

P RF 133014



Mfg Part Number

Item Name

P RF 133014

Drive Bandwheel

P RF 133042



Mfg Part Number

Item Name

P RF 133042

Idler Bandwheel

Trajan 1018 V Bandwheels

P RF 196304



Mfg Part Number

Item Name

P RF 196304

1018 Drive Band Wheel

P RF 196402



Mfg Part Number

Item Name

P RF 196402

1018 Idler Bandwheel

Trajan Parts



Trajan Parts

Trajan Bandwheels

Trajan Bandwheels 1319DR, 1319ADR

P RF 103024



Mfg Part Number	Item Name
P RF 103024	Idler Band Wheel

P RF 103025



Mfg Part Number	Item Name
P RF 103025	Drive Bandwheel

Trajan Bandwheels 210

P RF 121006



Mfg Part Number	Item Name
P RF 121006	Bandwheel

P RF 121007



Mfg Part Number	Item Name
P RF 121007	Bandwheel

Trajan Parts



Trajan Parts

Trajan Bandwheels

Trajan Bandwheels 712N, 812G

P RF 1812142



Mfg Part Number	Item Name
P RF 1812142	Bandwheel

P RF 18123A



Mfg Part Number	Item Name
P RF 18123A	Bandwheel

Trajan Coolant Parts

Trajan Coolant Parts 1018V

P RF 273



Mfg Part Number	Item Name
P RF 273	Coolant pump

Trajan Parts



Trajan Parts

Trajan Drive Parts

Trajan 1018V Drive Parts

P RF 19116S-3



Mfg Part Number	Item Name
P RF 19116S-3	Gearbox

Trajan Drive Parts 1018V, 1319DR, 1319ADR

P RF 19116S1



Mfg Part Number	Item Name
P RF 19116S1	Gearbox

P RF 1965032 V



Mfg Part Number	Item Name
P RF 1965032 V	Variable Pulley Adustable

Trajan Drive Parts 210

P RF 198202



Mfg Part Number	Item Name
P RF 198202	Gearbox

Trajan Parts



Trajan Parts

Trajan Drive Parts

Trajan Drive Parts 712N

P RF 18121



Mfg Part Number	Item Name
P RF 18121	Gearbox

P RF 18127



Mfg Part Number	Item Name
P RF 18127	bearing shaft

P RF 18138



Mfg Part Number	Item Name
P RF 18138	worm gear shaft

Trajan Drive Parts 812G

P RF 192321G4S



Mfg Part Number	Item Name
P RF 192321G4S	Gear box

Trajan Parts



Trajan Parts

Trajan Drive Parts

Trajan T20 Drive Parts

P RF 133001S



Mfg Part Number

P RF 133001S

Item Name

Gearbox

Trajan Guide Parts

Trajan 1018V Guide Parts

P RF 19650211



Mfg Part Number

P RF 19650211

Item Name

Guide block

P RF 1965039



Mfg Part Number

P RF 1965039

Item Name

Guide block

Trajan Parts



Trajan Parts

Trajan Guide Parts

Trajan Guide Parts 1319DR, 1319ADR

P RF 103029A



Mfg Part Number

Item Name

P RF 103029A

Guide block

P RF 103030



Mfg Part Number

Item Name

P RF 103030

Guide block

Trajan guide parts

Trajan Guide Parts 712N

P RF 18124K



Mfg Part Number

Item Name

P RF 18124K

Guide Block 712



Trajan Parts

Trajan Guide Parts

Trajan Guide Parts 712N

P RF 18126



Mfg Part Number

P RF 18126

Item Name

Guide Pivot

P RF 18128



Mfg Part Number

P RF 18128

Item Name

Guide Block 712

Trajan Guide Parts 812G

P RF 195432



Mfg Part Number

P RF 195432

Item Name

Guide block

P RF 195433



Mfg Part Number

P RF 195433

Item Name

Guide block

Trajan Parts



Trajan Parts

Trajan Guide Parts

Trajan Guide Parts 812G

P RF 195434



Mfg Part Number

Item Name

P RF 195434

Adjusting arm

Trajan Guide Parts 812G, 1018V, 1319DR, 1319ADR

P RF 103120



Mfg Part Number

Item Name

P RF 103120

Carbide Guide 916

P RF 103120A



Mfg Part Number

Item Name

P RF 103120A

carbide guide

P RF 196331



Mfg Part Number

Item Name

P RF 196331

Carbide Guide

Trajan Parts



Trajan Parts

Trajan Vice Parts

Trajan T20 Vice Parts

P RF 133055



Mfg Part Number	Item Name
P RF 133055	VICE BUSHING

P RF 133075



Mfg Part Number	Item Name
P RF 133075	Cam shaft

P RF 133085



Mfg Part Number	Item Name
P RF 133085	Fixed Board

Trajan Vice parts

P RF 196602A

Mfg Part Number	Item Name
P RF 196602A	Acme Screw

Trajan Parts



W.F. Wells

W.F. Wells

W F Wells Hydraulic Cylinder Parts

P WELLS 900085



Mfg Part Number

Item Name

P WELLS 900085

Lift Cylinder Seal Kit

P WELLS 900086



Mfg Part Number

Item Name

P WELLS 900086

1 3/4 Leather Cup

W F Wells Transmission parts

P WELLS 901028



Mfg Part Number

Item Name

P WELLS 901028

Cone*

P WELLS 901029



Mfg Part Number

Item Name

P WELLS 901029

Cup*

W.F. Wells



W.F. Wells

W.F. Wells Drive Line

W.F. Wells Drive Belts

P WELLS 100066-005



Mfg Part Number

P WELLS 100066-005

Item Name

V Belt

P WELLS 908770



Mfg Part Number

P WELLS 908770

Item Name

Belt 3Hp*

W.F. Wells



Wellsaw Parts

Wellsaw Saw Guides

Wellsaw Backup Roller Guides

P WELLSAW 100406-002



Mfg Part Number	Item Name	Description
P WELLSAW 100406-002	Backup Bearing*	P WellsAW 100406-002 6203 2RS

Wellsaw Side Roller Guides

P WELLSAW 100416-003



Mfg Part Number	Item Name	Description
P WELLSAW 100416-003	Roller Bearings*	P Wellsaw 100416-003

Wellsaw Parts

Table of Contents

Categorized Listing

Amada Saw Parts	1	DoAll 1.50" Aftermarket Saw Guides For Tilt Frame Machines	14
Amada Bandwheels	1	P DOALL 141942	14
Amada Aftermarket HA250 Bandwheels	1	P DOALL 141943	14
P AMADA 1105271	1	P DOALL 141944	14
P AMADA 1105276	1	P DOALL 141945	14
Amada Aftermarket HA400 Bandwheels	2	Doall Aftermarket 1.00 Saw Guides For TF14 Saws	15
P AMADA 1231724	2	P DOALL 137155	15
P AMADA 1231725	2	P DOALL 137156	15
Amada Blade Guides	3	P DOALL 137157	15
Amada Aftermarket 1.00 Inch Blade Guides for HA250, HDA250, H250SA	3	P DOALL 137158	15
P AMADA 604242	3	P DOALL 141756	16
P AMADA 604243	3	P DOALL 141757	16
P AMADA 604244	3	DoAll Backup Insert Saw Guides	17
P AMADA 604254	3	P DOALL 112075	17
Amada Aftermarket 1.25 Inch Blade Guides for HA250, HDA250, H250SA	4	P DOALL 121210	17
P AMADA 1105279	4	P DOALL 137511	17
P AMADA 1105280	4	P DOALL 149003	17
P AMADA 1105281	4	P DOALL 149004	18
P AMADA 1105282A	4	DoAll Saw Top Roller Guides - Aftermarket	18
Amada Aftermarket 1.5 Inch Blade Guides for HA-400	5	P DOALL 11529	18
P AMADA 1231728	5	DoAll Drive Line Parts	19
P AMADA 1231729	5	Doall 1216 Wheel Bearings	19
P AMADA 1231730	5	P DOALL 091-082214	19
P AMADA 1231731	5	DoAll Belts	19
Amada Aftermarket Roller Side Guides HA250, HDA250, H250SA	6	P DOALL 090-121955	19
P AMADA 6200 VV	6	P DOALL 091-038513	19
Amada Wheel Bearings	6	P DOALL 103049	19
Amada Idler wheel bearings for HFA 330,HA16,Ha400	6	P DOALL 103851	20
P AMADA 30209	6	P DOALL 121955	20
P AMADA 32209	6	P DOALL D-1164R1	20
Cosen Saw Parts	7	DoAll Safety Parts	20
Cosen Blade Guides	7	P DOALL 320595	20
Cosen Roller Guides	7	P DOALL 37275	21
P COSEN PP-14267	7	DoAll TF25 Transmission Parts	21
P COSEN PP-14270	7	P DoAll 090-00254	21
DoAll Band Saw	8	P DOALL 095-116216	21
DoAll band Saw Blade Guides - Aftermarket	8	P DOALL 108221	21
DoAll 1.00" Aftermarket Saw Guides	8	DoAll Transmission rebuild kit	22
P DOALL 102755	8	P DOALL 49409	22
P DOALL 110665	8	Doall Hydraulic Parts	22
P DOALL 110667	8	Doall Drop In Filter	22
P DOALL 110669	8	P DOALL 091-163873	22
DoAll 1.25" Aftermarket Modified Saw Guides For Horizontal Machines	9	Doall Seal kits	22
P DOALL 143271-M	9	P DOALL 85087	22
P DOALL 143272-M	9	Ellis Band Saw	23
P DOALL 143273-M	9	Ellis Band Saw Parts	23
P DOALL 143274-M	9	Ellis 1600 Band Saw Blade Roller Guides	23
DoAll 1.25" Aftermarket Saw Guides For Horizontal Machines	10	P Ellis 6742	23
P DOALL 143271	10	P Ellis 6743	23
P DOALL 143272	10	Ellis Belts	23
P DOALL 143273	10	P ELLIS 4992	23
P DOALL 143274	10	HEM Saw Parts	24
DoAll 1.25" Aftermarket Saw Guides For Tilt Frame Machines	11	HEM Chip Brush Parts	24
P DOALL 112089	11	HEM Saw Chip Brush Parts	24
P DOALL 112090	11	P HEM A-9634-0-1	24
P DOALL 119350	11	P HEM P-7385	24
P DOALL 119354	11	HEM Saw Belts	25
DoAll 1.50" Aftermarket Saw Guides For Horizontal Machines	12	HEM Saw Drive Belts	25
P DOALL 147609	12	P HEM P-7354	25
P DOALL 147610	12	P HEM P-7355	25
P DOALL 147669	12	P HEM P-7355-1	25
P DOALL 147670	12	P HEM P-7355-2	25
P DOALL 149075	13	P HEM P-7356	25

Table of Contents

Categorized Listing

P HEM P-7356-1	25	HEM Saw Coolant System Parts	41
P HEM P-7356-2	25	HEM Saw Coolant Lines	41
P HEM P-7358	25	P HEM P-7063-500	41
P HEM P-7359	26	P HEM P-7336-1	42
P HEM P-7359-1	26	P HEM P-7336-14	42
P HEM P-7360	26	P HEM P-7336-15	42
P HEM P-7363-16	26	P HEM P-7336-16	42
P HEM P-7363-18	26	P HEM P-7336-2	43
HEM Saw Timing Belts	26	P HEM P-7336-3	43
P HEM P-7361	26	P HEM P-7336-5	43
P HEM P-7362-1	26	P HEM P-7336-6	43
P HEM P-7363-14	26	P HEM P-7336-7	44
P HEM P-7363-2	27	P HEM P-7347	44
P HEM P-7363-22	27	P HEM P-7348	44
P HEM P-7363-6	27	HEM Saw Drive Pullys	45
P HEM P-7363-7	27	HEM Saw Motor and Drive Pulleys	45
HEM Saw Blade Guides and Guide Arm Parts	28	P HEM P-7220-406	45
HEM Saw Enhancer Repair Parts	28	P HEM P-7220-407	45
P HEM A-11949-15-1-B	28	P HEM P-7220-409	46
P HEM A-11949-16-1-A	28	P HEM P-7220-409-1	46
P HEM A-11949-16-1-B	28	P HEM P-7220-411	47
HEM Saw Hydraulic Parts	28	P HEM P-7220-411-1	47
P HEM R-11941-14	28	P HEM P-7220-506	48
HEM Saw Replacement Backup Guides	29	P HEM P-7220-508	48
P HEM A-10175	29	HEM Saw Electrical Parts	49
P HEM A-10175-10	29	HEM Saw Chip Brush Parts	49
P HEM A-10175-11	29	P HEM P-7437	49
P HEM A-11865-4	29	HEM Saw Digital Readouts	49
P HEM B-11865-10-4	30	P HEM P-7428-4	49
P HEM B-9327-46	30	HEM Saw Electrical Parts	49
P HEM P-7124	30	P HEM P-7218-1	49
P HEM P-7125	30	P HEM P-7428-24	49
HEM Saw Replacement Blade Guards	31	P HEM P-7428-3	50
P HEM A-11868	31	P HEM P-7428-47	50
HEM Saw Replacement Blade Guide Arm Parts	31	P HEM P-7428-48	50
P HEM A-9435-0-1-0	31	P HEM P-7428-8	50
P HEM P-7103-4	31	P HEM P-7437-20	51
P HEM P-7183-15	31	P HEM P-7442-4	51
HEM Saw Replacement Blade Guide Clamps	32	P HEM P-7444	51
P HEM B-9293-J	32	P HEM P-7451	51
P HEM B-9294-K	32	P HEM P-7564-1	52
P HEM C-10149-D	33	P HEM P-7577	52
P HEM C-10150-D	33	P HEM P-7583-18	52
P HEM C-10582	34	P HEM P-7583-19	52
P HEM C-10584	34	P HEM P-7636-5	53
P HEM D-10582-5-1	35	Hem Saw Guide Arm Motors	53
P HEM D-10582-5-2	35	P HEM P-7205	53
P HEM D-10584-5-1	36	HEM Saw Shuttle Table	53
P HEM D-10584-5-2	36	P HEM P-7363-11	53
HEM Saw Replacement Blade Guides for 1 1/2 Band	37	Hem Saw Switches and Contacts	54
P HEM B-10176-1D	37	P HEM P-7442-1	54
P HEM C-9327-6	37	P HEM P-7442-10	54
HEM Saw Replacement Blade Guides for 1 1/4 Band	38	P HEM P-7442-11	54
P HEM B-9327-0-1	38	P HEM P-7442-14	54
P HEM C-9327-1	38	P HEM P-7442-18	54
HEM Saw Replacement Blade Guides for 1 inch Band	39	P HEM P-7442-2	54
P HEM B-9327-0-3	39	P HEM P-7442-20-2	54
HEM Saw Replacement Blade Guides for 2 5/8 Band	39	P HEM P-7442-24	54
P HEM C-9327-4	39	P HEM P-7442-25	55
HEM Saw Replacement Blade Guides for 2 inch Band	40	P HEM P-7442-28	55
P HEM B-10176-2	40	P HEM P-7442-29	55
P HEM C-9327-2	40	P HEM P-7442-3	55
P HEM C-9327-2-H	41	P HEM P-7442-32	55

Table of Contents

Categorized Listing

P HEM P-7442-5	55	P HEM A-9957-0-7	68
P HEM P-7442-6	55	HEM Saw Shuttle Table	68
P HEM P-7442-6-1	55	P HEM P-7406	68
P HEM P-7442-7	56	P HEM P-7407	68
P HEM P-7442-8	56	P HEM P-7407-2	68
P HEM P-7442-9	56	HEM Saw Sub	69
HEM Saw Electrical Parts	57	P HEM P-7086-69	69
Hem Saw Toggle Switches	57	HEM Saw Pneumatic Components	70
P HEM P-7440	57	HEM Saw Air Controls	70
P HEM P-7440-3	57	P HEM B-9784-1	70
P HEM P-7440-5	57	P HEM P-7130	70
P HEM P-7440-6	57	P HEM P-7131	70
P HEM P-7440-7	58	P HEM P-7133	70
P HEM P-7440-8	58	P HEM P-7134	70
P HEM P-7441	58	P HEM P-7140-6	70
P HEM P-7441-1	58	P HEM P-7151	70
P HEM P-7442	59	HEM Saw Electrical Parts	71
P HEM P-7442-22	59	P HEM P-7415	71
P HEM P-7446	59	HEM Saw Pneumatic components	71
HEMsaw Fuse Holders	59	P HEM P-7150-3	71
P HEM P-7450	59	P HEM R-9261	71
P HEM P-7600	60	HEM Saw Pneumatic Cylinder Repair Kits	71
P HEM P-7601	60	P HEM R-10296-1	71
Hem Saw Feed System Parts	60	P HEM R-10296-3	71
Hem Saw Gauges	60	P HEM R-10902-13	71
P HEM P-7140-1	60	P HEM R-11690	71
HEM Saw Hydraulic Replacement Parts	61	P HEM R-9158-4	72
HEM Saw Air Controls	61	P HEM R-9158-8	72
P HEM P-7901-57	61	P HEM R-9308-J	72
HEM Saw Hydraulic Parts	61	P HEM R-9627	72
P HEM P-7140-2	61	P HEM R-9934	72
P HEM P-7901-15	61	HEM Saw Sub	72
P HEM P-7901-16	61	P HEM B-9154-1-D	72
P HEM P-7901-2	62	P HEM B-9154-2-1	72
P HEM P-7901-22	62	P HEM P-7101-7-00	73
P HEM P-7901-2-2	62	Hem Saw Safety Parts	74
P HEM P-7901-27	62	Hem Saw Door Latches	74
P HEM P-7901-29	63	P HEM P-7683-1	74
P HEM P-7901-3	63	HEM Saw Vise and Table Parts	74
P HEM P-7901-50	63	HEM Saw Sub	74
P HEM P-7901-53	63	P HEM B-9958-19-1-B	74
P HEM P-7901-63	64	Hem Saw Table Parts	74
P HEM P-7901-8	64	P HEM A-9600-6-2	74
P HEM R-10425-1	64	P HEM B-12395-17	75
HEM Saw Sub	64	P HEM B-9597-45	75
P HEM P-7050-008	64	P HEM P-7767-50-19-A	75
P HEM P-7050-113	65	HEM Saw Vises & Table Parts	75
P HEM P-7050-210	65	P HEM A-10183-11	75
P HEM P-7050-214	65	P HEM A-10309-7	76
HEM Saw Idle and Drive Wheel Components	65	P HEM A-10721-B	76
HEM Saw Sub	65	P HEM A-10769	76
P HEM P-7096	65	P HEM B-8927-0-2	76
HEM Saw Wheel & Bearing Parts	66	HEM Transmission Parts	77
P HEM D-9115-G-1	66	Hem Saw Bushings	77
P HEM D-9115-G-2	66	P HEM A-9403-0-3-C	77
P HEM P-7090	66	HEM Saw Transmission Parts	77
P HEM P-7091	66	P HEM P-7737-60	77
P HEM P-7093	67	P HEM P-7738-60	77
P HEM P-7095	67	P HEM P-7739-80	77
P HEM P-7096-1	67	P HEM P-7740-24	78
HEM Saw Index Table Parts	67	P HEM P-7740-24-1	78
Hem Saw Roller Components	67	P HEM P-7740-80	78
P HEM A-9957-0-3	67	P HEM P-7741-40-1	78

Table of Contents

Categorized Listing

P HEM P-7741-40-2	79	P HYD 372635	90
P HEM P-7742-25	79	P HYD 372650	90
P HEM P-7742-25-1	79	Hydmech V18 Drive Line	91
P HEM P-7743-35	79	Hydmech V18 Band Wheels	91
P HEM P-7743-35-1	80	P HYD 309304	91
P HEM P-7744-35	80	P HYD 309310	91
P HEM P-7744-35-1	80	Kalamazoo Saw Parts	92
P HEM P-7745-40	80	Kalamazoo Drive Line Parts	92
P HEM P-7745-40-1	81	Kalamazoo V-belts	92
P HEM P-7747-60	81	P KAL 13A-2050	92
P HEM P-7748-60	81	Kalamazoo Saw Blade Guides	92
P HEM P-7748-60-5	81	Kalamazoo 13AW, 13A, 13A4 Roller Guides	92
P HEM P-7748-60-6	82	P KAL 8A-197	92
P HEM P-7749-80	82	P KAL 8A-198	92
P HEM P-7750-1	82	Kalamazoo Carbide Backup Guides	93
P HEM P-7750-2	82	P KAL 7A-1924C	93
P HEM P-7750-80	83	Kalamazoo VT-18 Carbide Guides	93
P HEM P-7750-80-3	83	P KAL 200313-11	93
P HEM P-7754	83	P KAL VT-200389-11	93
P HEM P-7755	83	Kalamazoo Wheel Bearings	93
P HEM P-7755-3	84	Kalamazoo 9, 9A, 9AW Idler Wheel Bearing	93
P HEM P-7756	84	P KAL S-101	93
P HEM P-7762-60	84	Kysor Johnson Saw Parts	94
Hydmech electrical parts	84	Kysor Johnson BandSaw Parts	94
Hem Saw Toggle Switches	84	Kysor Johnson Model J Roller Guides	94
P HEM P-7440-1	84	P JOHN 10025-01	94
Hydmech Saw Parts	85	P JOHN 10026-01	94
Hydmech Band Saw Blade Guides - Aftermarket	85	P JOHN 5026-00	94
Hydmech Backup Guides for 1.00 - 1.50	85	Marvel Saw Parts	95
P HYD 340790	85	Marvel 25 Bandsaw	95
Hydmech Guides to Fit Bandsaws using a 1.000 Blade	85	Marvel 25 Blade Guide Parts	95
P HYD CRB-100-22-00	85	P AB 25-BD3-A	95
Hydmech Guides to Fit Bandsaws using a 1.250 Blade	85	P AB 25-BD4-A	95
P HYD CRB-125-22-00	85	Marvel 25 Coolant & Chip Brush	96
Hydmech Guides to Fit Bandsaws using a 1.500 Blade	86	P AB 25-BA107	96
P HYD CRB-150-22-00	86	P AB 25-BA108	96
P HYD CRB-150-22-00-A	86	P AB 25-BA109	96
P HYD S25-3262-00	86	P AB 25-BA111	96
P HYD S25-3624-00	86	P AB 25-DB1	97
HydMech Guides to Fit Bandsaws using a 2.00 blade	87	P AB 25-DBR6-C	97
P HYD CRB-200-22-00	87	P AB 25-DBU6	97
Hydmech Bandwheels	87	Marvel 25 Electrical Parts	97
Hyd-Mech S-20 bandwheels	87	P AB 25-EA129	97
P HYD 810150	87	P AB 25-EA26	98
P HYD 812887	87	P AB 25-EC4	98
Hydmech V18 Band Wheels	87	P AB 25-EC6	98
P HYD 809304	87	P AB 25-FL49	98
P HYD 809310	88	Marvel 25 Hydraulic Parts	99
Hydmech Drive Belts	88	P AB 25-CA25	99
Hydmech Belts For S-20, V18	88	P AB 25-CA81	99
P HYD 340345	88	P AB 25-CB40	99
Hydmech electrical parts	89	P AB 25-CB55	99
Hydmech switches and contacts	89	P AB 25-CB72-A	100
P HYD 370540	89	P AB 25-CBR49	100
P HYD 370570	89	P AB 25-PF1500	100
P HYD 370585	89	P AB 25-PF1501	100
P HYD 372280	89	Marvel 25 Transmission Parts	101
P HYD 372290	89	P AB 25-BB14	101
P HYD 372305	89	P AB 25-BB15	101
P HYD 372310	89	P AB 25-BB18	101
P HYD 372325	89	P AB 25-BB21	101
P HYD 372615	89	P AB 25-BB29	102
P HYD 372625	90	P AB 25-BBR16	102

Table of Contents

Categorized Listing

P AB 25-BBR17	102	P AB 15-AD57	116
P AB 25-BBR29	102	P AB 15-ADR109	117
P AB 25-BBR37	103	P AB 15-ADR59	117
P AB 25-BBR4	103	P AB 15-ADR6	117
P AB 25-BC18	103	P AB 15-ADR60	117
Marvel 25 Vises & Table Parts	103	P AB 15-ADR7	118
P AB 25-AA6	103	P AB 15-ADS6	118
P AB 25-AA7	104	P AB 15-ADS8	118
P AB 25-AA8	104	P AB 15-BD159	118
P AB 25-AA9	104	Marvel 15A Coolant & Saw Base	119
Marvel 13, 13A Bandsaw	105	P AB 15-AB70	119
Marvel 13A Coolant & Chip Brush	105	P AB 15-AB71	119
P AB 13-BD16	105	P AB 15-AB72	119
P AB 13-DB23	105	P AB 15-ABR3-C	119
P AB 13-DBR1	105	P AB 15-ABR3-SA	120
P AB 13-DBR6	105	P AB 15-ABR4	120
P AB 13-DBR6-C	106	P AB 15-ABS6	120
Marvel 13A Electrical Parts	106	P AB 15-CA215	120
P AB 13-EA26	106	P AB 15-DA20-A	121
P AB 13-EA42	106	P AB 15-DA30A	121
P AB 13-EA51	106	P AB 15-DBR1	121
P AB 13-EA52	107	P AB 15-DBR6-C	121
P AB 13-EBS11	107	P AB 15-DBU6	122
P AB 13-EC12	107	P AB 15-FD216	122
P AB 13-EC6	107	P AB 15-FD341	122
Marvel 13A Hydraulic Parts	108	P AB 15-FD564	122
P AB 13-CB63	108	P AB 15-FDR218	123
P AB 13-CB64	108	Marvel 15A Electrical Parts	123
P AB 13-CB72-A	108	P AB 15-EA26	123
P AB 13-CBR49	108	P AB 15-EA39	123
P AB 13-PF1501	109	P AB 15-EB120	123
Marvel 13A Belts	109	P AB 15-EB20	124
P AB 13-FD70	109	P AB 15-EB214	124
Marvel 13A Blade Drive Parts	109	P AB 15-EB22	124
P AB 13-AD30	109	P AB 15-EB51	124
P AB 13-AD43	109	P AB 15-EC12	125
P AB 13-AD6	110	P AB 15-EC6	125
P AB 13-BA43	110	P AB 15-EC8	125
P AB 13-BB21	110	P AB 15-ECT9	125
P AB 13-PB204	110	Marvel 15A Guide & Guide Arms	126
P AB 13-PB250	111	P AB 15-BA42	126
P AB 13-PB251	111	P AB 15-BD104	126
P AB 13-PB255	111	P AB 15-BD111	126
P AB 13-PB256	111	P AB 15-BD119	126
P AB 13-PB261	112	P AB 15-BD13	127
P AB 13-PB262	112	P AB 15-BD164	127
Marvel 13A Blade Guides & Handles	112	P AB 15-BD2-A	127
P AB 13-BD11	112	P AB 15-BD34-A	128
P AB 13-BD12	112	P AB 15-BD50-B	128
P AB 13-BD2-A	113	P AB 15-BD51-B	128
P AB 13-BD53-A	113	P AB 15-BD53-A	129
P AB 13-BD54-A	114	P AB 15-BD54-A	129
P AB 13-BD9	114	P AB 15-BD9	130
P AB P13-PB1	114	Marvel 15A Hydraulic Parts	130
Marvel 15, 15A Bandsaw	115	P AB 15-ABR3-OR	130
Marvel 15A Belts & Pulleys	115	P AB 15-CA20	130
P AB 15-AD110	115	P AB 15-CA36	130
P AB 15-AD111	115	P AB 15-CA37	131
P AB 15-AD112	115	P AB 15-CAR22	131
P AB 15-AD114	115	P AB 15-CB30	131
P AB 15-AD115	116	P AB 15-CB35-SA	131
P AB 15-AD54	116	P AB 15-CB50-A	132
P AB 15-AD56	116	P AB 15-CBR49	132

Table of Contents

Categorized Listing

P AB 15-CBR51-SA	132	P AB 8-1223	147
P AB 15-CBR56-A	132	P AB 8-1223A	147
P AB 15-CC1-SA	133	P AB 8-1290	147
P AB 15-DB23	133	Marvel 8 Drive Line Parts	147
P AB 15-FD450	133	P AB 8-1003	147
P AB 15-PF1501	133	P AB 8-1004	148
Marvel 15A Saw head & Bandwheel	134	P AB 8-1005	148
P AB 15-BA40	134	P AB 8-1018	148
P AB 15-BAR40	134	P AB 8-1067	148
P AB 15-BB60	134	P AB 8-1071	149
P AB 15-BB61	134	P AB 8-1157	149
P AB 15-BB62	135	P AB 8-1183	149
P AB 15-BB82	135	P AB 8-1183A	149
P AB 15-BBX43	135	P AB 8-1184	150
P AB 15-BBX73	135	P AB 8-1185	150
P AB 15-BBX81	136	P AB 8-1186	150
P AB 15-BC32	136	P AB 8-1187	150
P AB 15-BC48	136	P AB 8-118-S	151
P AB 15-BC9	136	P AB 8-120	151
P AB 15-PB160	137	P AB 8-122C-R	151
P AB 15-PB201	137	P AB 8-123C-T	151
P AB 15-PB202	137	P AB 8-161	152
P AB 15-PB204	137	P AB 8-1642	152
P AB 15-PB205	138	P AB 8-19	152
Marvel 15A Transmission Parts	138	P AB 8-20B	152
P AB 15-BB13-A	138	P AB 8-20-T	153
P AB 15-BB157	138	P AB 8-21C	153
P AB 15-BB158	138	P AB 8-51	153
P AB 15-BB159	139	P AB 8-52	153
P AB 15-BB160	139	P AB 8-87	154
P AB 15-BB233	139	P AB 8-93	154
P AB 15-CA35	139	P AB 8-93A	154
P AB 15-PB142	140	P AB 8-93E	154
P AB 15-PB143	140	P AB 8-93F	155
P AB 15-PB144	140	P AB 8-93G	155
P AB 15-PB145	140	Marvel 8 Electrical Parts	155
P AB 15-PB146	141	P AB 8-1188	155
P AB 15-PB147	141	P AB 8-1707	155
P AB 15-PB148	141	P AB 8-539	156
P AB 15-PB149	141	P AB 8-540B	156
P AB 15-PB150	142	P AB 8-540C	156
P AB 15-PB151	142	P AB 8-542B	156
P AB 15-PB152	142	P AB 8-611	157
P AB 15-PB153	142	P AB 8-622	157
P AB 15-PB154	143	P AB 8-635	157
P AB 15S	143	P AB PEL-12	157
Marvel 8 Bandsaw	143	P AB PEL-13	157
Marvel 8 Chip Brush Parts	143	P AB PEL-6	157
P AB 8-1128	143	Marvel 8 Feed System Parts	158
P AB 8-1129-R	143	P AB 8-1050	158
P AB 8-1130	144	P AB 8-1054	158
P AB 8-1131	144	P AB 8-1055	158
P AB 8-1132-R	144	P AB 8-1057	158
P AB 8-1133	144	P AB 8-1059A	159
P AB 8-1134	145	P AB 8-1064	159
P AB 8-1135	145	P AB 8-107	159
P AB 8-1136	145	P AB 8-1072	159
P AB 8-1137	145	P AB 8-108	160
P AB 8-1629	146	P AB 8-1093	160
P AB 8-1630	146	P AB 8-1194	160
Marvel 8 Coolant Pumps	146	P AB 8-1195A	160
P AB 8-1119C	146	P AB 8-162	161
P AB 8-1119-R	146	P AB 8-165	161

Table of Contents

Categorized Listing

P AB 8-170A	161	P AB 8-1202	176
P AB 8-171	161	P AB 8-1205	177
P AB 8-172	162	P AB 8-1205-R	177
P AB 8-172A	162	P AB 8-1206	178
P AB 8-172B	162	P AB 8-12B	178
P AB 8-204A	162	P AB 8-149B	178
P AB 8-204B	163	P AB 8-149P	178
P AB 8-236D	163	P AB 8-15A	179
P AB 8-251	163	P AB 8-1602	179
P AB 8-253	163	P AB 8-1602-R	179
P AB 8-262	164	P AB 8-214	179
P AB 8-263 A	164	P AB 8-222	180
P AB 8-263B	164	P AB 8-224	180
P AB 8-264	164	P AB 8-228B	180
P AB 8-265	165	P AB 8-230	180
P AB 8-33	165	P AB 8-B16	181
P AB 8-53	165	P AB 8-B16-R	181
P AB 8-84A-R	165	P AB 8-B17	182
P AB 8-C133	166	P AB 8-B17-M	182
P AB 8-C202	166	P AB 8-B17-R	183
P AB 8-C35-R	166	Marvel 81, 81A Bandsaw	184
Marvel 8 Guide Parts	166	Marvel 81 Bandwheels	184
P AB 8-126F	166	P AB 81-BB500	184
P AB 8-127P	167	P AB 81-BB8	184
P AB 8-128	167	P AB 81-BB9	185
P AB 8-901	167	P AB 81-BBR8	185
P AB 8-903-R	167	Marvel 81, Marvel 81A Column & Guides	186
P AB 8-904	168	P AB 81-BC56	186
P AB 8-907	168	P AB 81-BD204-A	186
Marvel 8 Handles & Latches	168	P AB 81-BD206-A	186
P AB 8-1079	168	P AB 81-BD207-A	186
P AB 8-1079A	168	P AB 81-BD210	187
P AB 8-1139	169	P AB 81-BD4-C	187
P AB 8-1140	169	P AB 81-BD6-C	187
P AB 8-1141	169	P AB 81-BDR4-A	187
P AB 8-1142	169	P AB 81-BDR5-A	188
P AB 8-1175	170	P AB 81-BDR6-C	188
P AB 8-1180	170	Marvel 81, Marvel 81A Electrical Parts	188
P AB 8-1604	170	P AB 81-EA104-A	188
P AB 8-1618A	170	P AB 81-EA126	188
P AB 8-46N	171	P AB 81-EA29	189
Marvel 8 Vice & Table Parts	171	P AB 81-EA51	189
P AB 8-134	171	P AB 81-EAR74-A	189
P AB 8-134A	171	P AB 81-EB20	189
P AB 8-137	171	P AB 81-EB22	190
P AB 8-137A	172	P AB 81-EC103	190
P AB 8-151	172	P AB 81-EC104	190
P AB 8-154	172	P AB 81-EC105	190
P AB 8-156	172	P AB 81-EC109	191
P AB 8-47-R	173	P AB 81-EC146	191
P AB 8-48A-R	173	P AB 81-EC147	191
P AB 8-48-R	173	P AB 81-EC148	191
P AB 87-AA004A	173	P AB 81-EC149	192
P AB 87-AA005A	174	P AB 81-EC151	192
Marvel 8 Wheel & Pinion Assm.	174	P AB 81-EC153	192
P AB 8-10	174	P AB 81-EC155	192
P AB 8-1027	174	P AB 81-EC169	193
P AB 8-1028	174	P AB 81-EC3	193
P AB 8-1029	175	P AB 81-EC6	193
P AB 8-1032	175	P AB 81-EC8	193
P AB 8-1200	175	P AB 81-ECR148	194
P AB 8-1200A	176	P AB 81-ECR149	194
P AB 8-1200-R	176	P AB 81-ECS148	194

Table of Contents

Categorized Listing

P AB 81-FL49	194	Marvel 916 Series Utility Band Saws	209
Marvel 81, Marvel 81A Hydraulic Parts	195	Marvel 916 Series Roller Guides	209
P AB 81-CA26	195	P AB 39-214	209
P AB 81-CA332	195	P AB 39-226	209
P AB 81-CA337	195	Marvel Miscellaneous	210
P AB 81-CA339	195	Marvel Miscellaneous Parts	210
P AB 81-CA393	196	P AB 10-BB6	210
P AB 81-CA452	196	Peerless Parts	211
P AB 81-CAR329	196	Peerless Bearings	211
P AB 81-CAR331	196	Peerless Roller Bearings	211
P AB 81-CAS22	197	P Peerless 397013	211
P AB 81-CB110	197	P Peerless 397545	211
P AB 81-CB171	197	Peerless Wheel Bearings	211
P AB 81-CB72-A	197	P Peerless 39692	211
P AB 81-CBR49	198	Trajan Parts	212
P AB 81-CCY84	198	Handles and Knobs	212
P AB 81-CDS15	198	Trajan 1018 V Handwheel	212
P AB 81-RCA450	198	P RF 191202	212
P AB 81-RCB155-A	199	Trajan Caster Wheel 210	212
P AB 81-RFD400-S	199	P RF 181129	212
P AB PHE-0013	199	Trajan Handle 1319DR, 1319ADR	212
P AB PHE-R1	199	P RF 105065	212
Marvel 81, Marvel 81A Replacement Parts	200	P RF 105066	212
P AB 81-CCV5	200	P RF 105067	213
Marvel 81, Marvel 81A Transmission Parts	200	P RF 105068	213
P AB 81-BB10	200	P RF 623124	213
P AB 81-BB208	200	Trajan Handle 210	213
P AB 81-BB214	200	P RF 198010	213
P AB 81-BB215	201	Trajan Knob 1018V	214
P AB 81-BB216	201	P RF 3027	214
P AB 81-BB217	201	Trajan Knob T20	214
P AB 81-BB218	201	P RF 133026	214
P AB 81-BB225	202	Trajan Vice Handle T20	214
P AB 81-BB226	202	P RF 133105	214
P AB 81-BB233	202	Trajan 1319 Replacement Parts	215
P AB 81-BB237	202	These Parts Also can Be Used On JET, Wilton, Grizzly Band Saws	215
P AB 81-BC51	203	P RF 1965032 D	215
P AB 81-CA14	203	Trajan Electrical Parts	215
Marvel 81, Marvel 81A Vises & Table Parts	203	P RF ET1312	215
P AB 81-AA7	203	Trajan 712 Parts	215
P AB 81-AAR7	203	Trajan 712 Wheel	215
P AB 81-AAS7	204	P RF 181214-2S	215
P AB 81-AB18	204	Trajan 812 Parts	215
P AB 81-ABR3-OR	204	Trajan Transmission Parts	215
P AB 81-ABR3-SA	204	P RF 192337	215
P AB 81-ABR4	205	Trajan Bandwheels	216
P AB 81-ABS6	205	Trajan 1018 V Bandwheel T20	216
P AB 81-ABS7-A	205	P RF 133014	216
P AB 81-CC81	205	P RF 133042	216
P AB 81-FD216	206	Trajan 1018 V Bandwheels	216
P AB 81-FDR218	206	P RF 196304	216
P AB 81-PF1501	206	P RF 196402	216
Marvel 81, Marvel 81A Coolant & Chip Brush	206	Trajan Bandwheels 1319DR, 1319ADR	217
P AB 81-BA147	206	P RF 103024	217
P AB 81-BA151	207	P RF 103025	217
P AB 81-BA152	207	Trajan Bandwheels 210	217
P AB 81-BA153	207	P RF 121006	217
P AB 81-BA154	207	P RF 121007	217
P AB 81-BA156	208	Trajan Bandwheels 712N, 812G	218
P AB 81-DB1	208	P RF 1812142	218
P AB 81-DBR6-C	208	P RF 18123A	218
P AB 81-DBR8	208	Trajan Coolant Parts	218
P AB 81-DBU6	209	Trajan Coolant Parts 1018V	218

Table of Contents

Categorized Listing

P RF 273	218	P RF 121025	228
Trajan Drive Parts	219	P RF 121049	228
Trajan 1018V Drive Parts	219	P RF 181108E	228
P RF 19116S-3	219	P RF 198038	229
Trajan Drive Parts 1018V, 1319DR, 1319ADR	219	Trajan Vice Parts 712N	229
P RF 19116S1	219	P RF 181606S	229
P RF 1965032 V	219	Trajan Vice Parts 812G	229
Trajan Drive Parts 210	219	P RF 181138B	229
P RF 198202	219	P RF 192009A	229
Trajan Drive Parts 712N	220	W.F. Wells	230
P RF 18121	220	W.F. Wells	230
P RF 18127	220	W F Wells Hydraulic Cylinder Parts	230
P RF 18138	220	P WELLS 900085	230
Trajan Drive Parts 812G	220	P WELLS 900086	230
P RF 192321G4S	220	W F Wells Transmission parts	230
Trajan T20 Drive Parts	221	P WELLS 901028	230
P RF 133001S	221	P WELLS 901029	230
Trajan Guide Parts	221	P WELLS 901030	231
Trajan 1018V Guide Parts	221	P WELLS 901031	231
P RF 19650211	221	P WELLS 905022	231
P RF 1965039	221	P WELLS 905023	231
Trajan Guide Parts 1319DR, 1319ADR	222	W F Wells Wheels and Brushes	232
P RF 103029A	222	P WELLS 900083	232
P RF 103030	222	W. F. Wells Blade Guides	232
Trajan guide parts	222	P WELLS 292420	232
Trajan Guide Parts 712N	222	P WELLS 901200	232
P RF 18124K	222	P WELLS 901204	232
Trajan Guide Parts	223	W.F. Wells Drive Line	233
Trajan Guide Parts 712N	223	W.F. Wells Drive Belts	233
P RF 18126	223	P WELLS 100066-005	233
P RF 18128	223	P WELLS 908770	233
Trajan Guide Parts 812G	223	Wellsaw Parts	234
P RF 195432	223	Wellsaw Drive Line	234
P RF 195433	223	WellsSaw Drive Belts	234
P RF 195434	224	P WELLS 908550	234
Trajan Guide Parts 812G, 1018V, 1319DR, 1319ADR	224	P WELLS 908763	234
P RF 103120	224	P WELLSAW 100166-450	234
P RF 103120A	224	P WELLSAW 105454-005	234
P RF 196331	224	Wellsaw Saw Guides	235
Trajan Hydraulic Parts	225	Wellsaw Backup Roller Guides	235
Trajan 1018 V Hydraulic Parts	225	P WELLSAW 100406-002	235
P RF 19650S2	225	Wellsaw Side Roller Guides	235
P RF 19650S-2	225	P WELLSAW 100416-003	235
Trajan Hydraulic Parts 1319DR, 1319ADR	225		
P RF 103091AA	225		
Trajan Hydraulic Parts 712N, 812G	225		
P RF 181304B	225		
Trajan Hydraulic Parts T20	226		
P RF 133060S	226		
P RF 133170	226		
Trajan Vice Parts	226		
Trajan 1018 V Vice Parts	226		
P RF 181604	226		
P RF 1966002A	226		
Trajan T20 Vice Parts	227		
P RF 133055	227		
P RF 133075	227		
P RF 133085	227		
Trajan Vice parts	227		
P RF 196602A	227		
Trajan Vice Parts 1319DR, 1319ADR	228		
P RF 103055	228		
Trajan Vice Parts 210	228		

Table of Contents

A		HEM Saw Idle and Drive Wheel Components	65-67
Amada Aftermarket 1.00 Inch Blade Guides for HA250, HDA250	3	HEM Saw Index Table Parts	67-69
Amada Aftermarket 1.25 Inch Blade Guides for HA250, HDA250	4	HEM Saw Motor and Drive Pulleys	45-48
Amada Aftermarket 1.5 Inch Blade Guides for HA-400	5	HEM Saw Parts	24-84
Amada Aftermarket HA250 Bandwheels	1	HEM Saw Pneumatic Components	70-73
Amada Aftermarket HA400 Bandwheels	2	HEM Saw Pneumatic Cylinder Repair Kits	71-72
Amada Aftermarket Roller Side Guides HA250, HDA250, H250SA	6	HEM Saw Replacement Backup Guides	29-30
Amada Bandwheels	1-2	HEM Saw Replacement Blade Guards	31
Amada Blade Guides	3-6	HEM Saw Replacement Blade Guide Arm Parts	31
Amada Idler wheel bearings for HFA 330,HA16,Ha400	6	HEM Saw Replacement Blade Guide Clamps	32-36
Amada Saw Parts	1-6	HEM Saw Replacement Blade Guides for 1 1/2 Band	37
Amada Wheel Bearings	6	HEM Saw Replacement Blade Guides for 1 1/4 Band	38
C		HEM Saw Replacement Blade Guides for 1 inch Band	39
Cosen Blade Guides	7	HEM Saw Replacement Blade Guides for 2 5/8 Band	39
Cosen Roller Guides	7	HEM Saw Replacement Blade Guides for 2 inch Band	40-41
Cosen Saw Parts	7	Hem Saw Roller Components	67-68
D		Hem Saw Safety Parts	74
DoAll 1.00" Aftermarket Saw Guides	8	HEM Saw Shuttle Table	53, 68
DoAll 1.25" Aftermarket Modified Saw Guides For Horizontal	9	HEM Saw Sub	64-65, 69, 72-74
DoAll 1.25" Aftermarket Saw Guides For Horizontal Machines	10	Hem Saw Switches and Contacts	54-56
DoAll 1.25" Aftermarket Saw Guides For Tilt Frame Machines	11	Hem Saw Table Parts	74-75
DoAll 1.50" Aftermarket Saw Guides For Horizontal	12-13	HEM Saw Timing Belts	26-27
DoAll 1.50" Aftermarket Saw Guides For Tilt Frame Machines	14	Hem Saw Toggle Switches	57-59, 84
Doall 1216 Wheel Bearings	19	HEM Saw Transmission Parts	77-84
Doall Aftermarket 1.00 Saw Guides For TF14 Saws	15-16	HEM Saw Vise and Table Parts	74-76
DoAll Backup Insert Saw Guides	17-18	HEM Saw Vises & Table Parts	75-76
DoAll Band Saw	8-22	HEM Saw Wheel & Bearing Parts	66-67
DoAll band Saw Blade Guides - Aftermarket	8-18	HEM Transmission Parts	77-84
DoAll Belts	19-20	HEMsaw Fuse Holders	59-60
DoAll Drive Line Parts	19-22	Hydmech Backup Guides for 1.00 - 1.50	85
Doall Drop In Filter	22	Hydmech Band Saw Blade Guides - Aftermarket	85-87
Doall Hydraulic Parts	22	Hydmech Bandwheels	87-88
DoAll Safety Parts	20-21	Hydmech Belts For S-20, V18	88
DoAll Saw Top Roller Guides - Aftermarket	18	Hydmech Drive Belts	88
Doall Seal kits	22	Hydmech electrical parts	84
DoAll TF25 Transmission Parts	21	Hydmech Guides to Fit Bandsaws using a 1.000 Blade	85
DoAll Transmission rebuild kit	22	Hydmech Guides to Fit Bandsaws using a 1.250 Blade	85
E		Hydmech Guides to Fit Bandsaws using a 1.500 Blade	86
Ellis 1600 Band Saw Blade Roller Guides	23	HydMech Guides to Fit Bandsaws using a 2.00 blade	87
Ellis Band Saw	23	Hyd-Mech S-20 bandwheels	87
Ellis Band Saw Parts	23	Hydmech Saw Parts	85-91
Ellis Belts	23	Hydmech switches and contacts	89-90
H		Hydmech V18 Band Wheels	87-88
Handles and Knobs	212-214	Hydmech V18 Drive Line	91
HEM Chip Brush Parts	24	K	
HEM Saw Air Controls	61, 70	Kalamazoo 13AW, 13A, 13A4 Roller Guides	92
HEM Saw Belts	25-41	Kalamazoo 9, 9A, 9AW Idler Wheel Bearing	93
HEM Saw Blade Guides and Guide Arm Parts	28-30	Kalamazoo Carbide Backup Guides	93
Hem Saw Bushings	77	Kalamazoo Drive Line Parts	92
HEM Saw Chip Brush Parts	24, 49	Kalamazoo Saw Blade Guides	92-93
HEM Saw Coolant Lines	41-44	Kalamazoo Saw Parts	92-93
HEM Saw Coolant System Parts	41-44	Kalamazoo V-belts	92
HEM Saw Digital Readouts	49	Kalamazoo VT-18 Carbide Guides	93
Hem Saw Door Latches	74	Kalmazoo Wheel Bearings	93
HEM Saw Drive Belts	25	Kysor Johnson BandSaw Parts	94
HEM Saw Drive Pullys	45-48	Kysor Johnson Model J Roller Guides	94
HEM Saw Electrical Parts	49-56, 71	Kysor Johnson Saw Parts	94
HEM Saw Enhancer Repair Parts	28	M	
Hem Saw Feed System Parts	60	Marvel 25 Bandsaw	95-104
Hem Saw Gauges	60	Marvel 13, 13A Bandsaw	105-114
Hem Saw Guide Arm Motors	53	Marvel 13A Coolant & Chip Brush	105-106
HEM Saw Hydraulic Parts	28	Marvel 13A Electrical Parts	106-107
HEM Saw Hydraulic Replacement Parts	61-65	Marvel 13A Hydraulic Parts	108-109

Table of Contents

M		P AB 13-DBR6-C	106
Marvel 13A Belts	109	P AB 13-EA26	106
Marvel 13A Blade Drive Parts	109-112	P AB 13-EA42	106
Marvel 13A Blade Guides & Handles	112-114	P AB 13-EA51	106
Marvel 15, 15A Bandsaw	115-143	P AB 13-EA52	107
Marvel 15A Belts & Pulleys	115-118	P AB 13-EBS11	107
Marvel 15A Coolant & Saw Base	119-123	P AB 13-EC12	107
Marvel 15A Electrical Parts	123-125	P AB 13-EC6	107
Marvel 15A Guide & Guide Arms	126-130	P AB 13-FD70	109
Marvel 15A Hydraulic Parts	130-133	P AB 13-PB204	110
Marvel 15A Saw head & Bandwheel	134-138	P AB 13-PB250	111
Marvel 15A Transmission Parts	138-143	P AB 13-PB251	111
Marvel 25 Blade Guide Parts	95	P AB 13-PB255	111
Marvel 25 Coolant & Chip Brush	96-97	P AB 13-PB256	111
Marvel 25 Electrical Parts	97-98	P AB 13-PB261	112
Marvel 25 Hydraulic Parts	99-100	P AB 13-PB262	112
Marvel 25 Transmission Parts	101-103	P AB 13-PF1501	109
Marvel 25 Vises & Table Parts	103-104	P AB 15-AB70	119
Marvel 8 Bandsaw	143-183	P AB 15-AB71	119
Marvel 8 Chip Brush Parts	143-146	P AB 15-AB72	119
Marvel 8 Coolant Pumps	146-147	P AB 15-ABR3-C	119
Marvel 8 Drive Line Parts	147-155	P AB 15-ABR3-OR	130
Marvel 8 Electrical Parts	155-157	P AB 15-ABR3-SA	120
Marvel 8 Feed System Parts	158-194	P AB 15-ABR4	120
Marvel 8 Guide Parts	166-168	P AB 15-ABS6	120
Marvel 8 Handles & Latches	168-171	P AB 15-AD110	115
Marvel 8 Vice & Table Parts	171-174	P AB 15-AD111	115
Marvel 8 Wheel & Pinion Assm.	174-183	P AB 15-AD112	115
Marvel 81 Bandwheels	184-185	P AB 15-AD114	115
Marvel 81, 81A Bandsaw	184-209	P AB 15-AD115	116
Marvel 81, Marvel 81A Column & Guides	186-188	P AB 15-AD54	116
Marvel 81, Marvel 81A Electrical Parts	188-199	P AB 15-AD56	116
Marvel 81, Marvel 81A Hydraulic Parts	166	P AB 15-AD57	116
Marvel 81, Marvel 81A Replacement Parts	200	P AB 15-ADR109	117
Marvel 81, Marvel 81A Transmission Parts	200-203	P AB 15-ADR59	117
Marvel 81, Marvel 81A Vises & Table Parts	203-206	P AB 15-ADR6	117
Marvel 81, Marvel 81A Coolant & Chip Brush	206-209	P AB 15-ADR60	117
Marvel 916 Series Utility Band Saws	209	P AB 15-ADR7	118
Marvel 916 Series Roller Guides	209	P AB 15-ADS6	118
Marvel Miscellaneous	210	P AB 15-ADS8	118
Marvel Miscellaneous Parts	210	P AB 15-BA40	134
Marvel Saw Parts	95-210	P AB 15-BA42	126
P		P AB 15-BAR40	134
P AB 10-BB6	210	P AB 15-BB13-A	138
P AB 13-AD30	109	P AB 15-BB157	138
P AB 13-AD43	109	P AB 15-BB158	138
P AB 13-AD6	110	P AB 15-BB159	139
P AB 13-BA43	110	P AB 15-BB160	139
P AB 13-BB21	110	P AB 15-BB233	139
P AB 13-BD11	112	P AB 15-BB60	134
P AB 13-BD12	112	P AB 15-BB61	134
P AB 13-BD16	105	P AB 15-BB62	135
P AB 13-BD2-A	113	P AB 15-BB82	135
P AB 13-BD53-A	113	P AB 15-BBX43	135
P AB 13-BD54-A	114	P AB 15-BBX73	135
P AB 13-BD9	114	P AB 15-BBX81	136
P AB 13-CB63	108	P AB 15-BC32	136
P AB 13-CB64	108	P AB 15-BC48	136
P AB 13-CB72-A	108	P AB 15-BC9	136
P AB 13-CBR49	108	P AB 15-BD104	126
P AB 13-DB23	105	P AB 15-BD111	126
P AB 13-DBR1	105	P AB 15-BD119	126
P AB 13-DBR6	105	P AB 15-BD13	127

Table of Contents

P			
P AB 15-BD159	118	P AB 15-PF1501	133
P AB 15-BD164	127	P AB 15S	143
P AB 15-BD2-A	127	P AB 25-AA6	103
P AB 15-BD34-A	128	P AB 25-AA7	104
P AB 15-BD50-B	128	P AB 25-AA8	104
P AB 15-BD51-B	128	P AB 25-AA9	104
P AB 15-BD53-A	129	P AB 25-BA107	96
P AB 15-BD54-A	129	P AB 25-BA108	96
P AB 15-BD9	130	P AB 25-BA109	96
P AB 15-CA20	130	P AB 25-BA111	96
P AB 15-CA215	120	P AB 25-BB14	101
P AB 15-CA35	139	P AB 25-BB15	101
P AB 15-CA36	130	P AB 25-BB18	101
P AB 15-CA37	131	P AB 25-BB21	101
P AB 15-CAR22	131	P AB 25-BB29	102
P AB 15-CB30	131	P AB 25-BBR16	102
P AB 15-CB35-SA	131	P AB 25-BBR17	102
P AB 15-CB50-A	132	P AB 25-BBR29	102
P AB 15-CBR49	132	P AB 25-BBR37	103
P AB 15-CBR51-SA	132	P AB 25-BBR4	103
P AB 15-CBR56-A	132	P AB 25-BC18	103
P AB 15-CC1-SA	133	P AB 25-BD3-A	95
P AB 15-DA20-A	121	P AB 25-BD4-A	95
P AB 15-DA30A	121	P AB 25-CA25	99
P AB 15-DB23	133	P AB 25-CA81	99
P AB 15-DBR1	121	P AB 25-CB40	99
P AB 15-DBR6-C	121	P AB 25-CB55	99
P AB 15-DBU6	122	P AB 25-CB72-A	100
P AB 15-EA26	123	P AB 25-CBR49	100
P AB 15-EA39	123	P AB 25-DB1	97
P AB 15-EB120	123	P AB 25-DBR6-C	97
P AB 15-EB20	124	P AB 25-DBU6	97
P AB 15-EB214	124	P AB 25-EA129	97
P AB 15-EB22	124	P AB 25-EA26	98
P AB 15-EB51	124	P AB 25-EC4	98
P AB 15-EC12	125	P AB 25-EC6	98
P AB 15-EC6	125	P AB 25-FL49	98
P AB 15-EC8	125	P AB 25-PF1500	100
P AB 15-ECT9	125	P AB 25-PF1501	100
P AB 15-FD216	122	P AB 39-214	209
P AB 15-FD341	122	P AB 39-226	209
P AB 15-FD450	133	P AB 8-10	174
P AB 15-FD564	122	P AB 8-1003	147
P AB 15-FDR218	123	P AB 8-1004	148
P AB 15-PB142	140	P AB 8-1005	148
P AB 15-PB143	140	P AB 8-1018	148
P AB 15-PB144	140	P AB 8-1027	174
P AB 15-PB145	140	P AB 8-1028	174
P AB 15-PB146	141	P AB 8-1029	175
P AB 15-PB147	141	P AB 8-1032	175
P AB 15-PB148	141	P AB 8-1050	158
P AB 15-PB149	141	P AB 8-1054	158
P AB 15-PB150	142	P AB 8-1055	158
P AB 15-PB151	142	P AB 8-1057	158
P AB 15-PB152	142	P AB 8-1059A	159
P AB 15-PB153	142	P AB 8-1064	159
P AB 15-PB154	143	P AB 8-1067	148
P AB 15-PB160	137	P AB 8-107	159
P AB 15-PB201	137	P AB 8-1071	149
P AB 15-PB202	137	P AB 8-1072	159
P AB 15-PB204	137	P AB 8-1079	168
P AB 15-PB205	138	P AB 8-1079A	168
		P AB 8-108	160

Table of Contents

P			
P AB 8-1093	160	P AB 8-162	161
P AB 8-1119C	146	P AB 8-1629	146
P AB 8-1119-R	146	P AB 8-1630	146
P AB 8-1128	143	P AB 8-1642	152
P AB 8-1129-R	143	P AB 8-165	161
P AB 8-1130	144	P AB 8-1707	155
P AB 8-1131	144	P AB 8-170A	161
P AB 8-1132-R	144	P AB 8-171	161
P AB 8-1133	144	P AB 8-172	162
P AB 8-1134	145	P AB 8-172A	162
P AB 8-1135	145	P AB 8-172B	162
P AB 8-1136	145	P AB 8-19	152
P AB 8-1137	145	P AB 81-AA7	203
P AB 8-1139	169	P AB 81-AAR7	203
P AB 8-1140	169	P AB 81-AAS7	204
P AB 8-1141	169	P AB 81-AB18	204
P AB 8-1142	169	P AB 81-ABR3-OR	204
P AB 8-1157	149	P AB 81-ABR3-SA	204
P AB 8-1175	170	P AB 81-ABR4	205
P AB 8-1180	170	P AB 81-ABS6	205
P AB 8-1183	149	P AB 81-ABS7-A	205
P AB 8-1183A	149	P AB 81-BA147	206
P AB 8-1184	150	P AB 81-BA151	207
P AB 8-1185	150	P AB 81-BA152	207
P AB 8-1186	150	P AB 81-BA153	207
P AB 8-1187	150	P AB 81-BA154	207
P AB 8-1188	155	P AB 81-BA156	208
P AB 8-118-S	151	P AB 81-BB10	200
P AB 8-1194	160	P AB 81-BB208	200
P AB 8-1195A	160	P AB 81-BB214	200
P AB 8-120	151	P AB 81-BB215	201
P AB 8-1200	175	P AB 81-BB216	201
P AB 8-1200A	176	P AB 81-BB217	201
P AB 8-1200-R	176	P AB 81-BB218	201
P AB 8-1202	176	P AB 81-BB225	202
P AB 8-1205	177	P AB 81-BB226	202
P AB 8-1205-R	177	P AB 81-BB233	202
P AB 8-1206	178	P AB 81-BB237	202
P AB 8-1223	147	P AB 81-BB500	184
P AB 8-1223A	147	P AB 81-BB8	184
P AB 8-122C-R	151	P AB 81-BB9	185
P AB 8-123C-T	151	P AB 81-BBR8	185
P AB 8-126F	166	P AB 81-BC51	203
P AB 8-127P	167	P AB 81-BC56	186
P AB 8-128	167	P AB 81-BD204-A	186
P AB 8-1290	147	P AB 81-BD206-A	186
P AB 8-12B	178	P AB 81-BD207-A	186
P AB 8-134	171	P AB 81-BD210	187
P AB 8-134A	171	P AB 81-BD4-C	187
P AB 8-137	171	P AB 81-BD6-C	187
P AB 8-137A	172	P AB 81-BDR4-A	187
P AB 8-149B	178	P AB 81-BDR5-A	188
P AB 8-149P	178	P AB 81-BDR6-C	188
P AB 8-151	172	P AB 81-CA14	203
P AB 8-154	172	P AB 81-CA26	195
P AB 8-156	172	P AB 81-CA332	195
P AB 8-15A	179	P AB 81-CA337	195
P AB 8-1602	179	P AB 81-CA339	195
P AB 8-1602-R	179	P AB 81-CA393	196
P AB 8-1604	170	P AB 81-CA452	196
P AB 8-161	152	P AB 81-CAR329	196
P AB 8-1618A	170	P AB 81-CAR331	196
		P AB 81-CAS22	197

Table of Contents

P			
P AB 81-CB110	197	P AB 8-33	165
P AB 81-CB171	197	P AB 8-46N	171
P AB 81-CB72-A	197	P AB 8-47-R	173
P AB 81-CBR49	198	P AB 8-48A-R	173
P AB 81-CC81	205	P AB 8-48-R	173
P AB 81-CCV5	200	P AB 8-51	153
P AB 81-CCY84	198	P AB 8-52	153
P AB 81-CDS15	198	P AB 8-53	165
P AB 81-DB1	208	P AB 8-539	156
P AB 81-DBR6-C	208	P AB 8-540B	156
P AB 81-DBR8	208	P AB 8-540C	156
P AB 81-DBU6	209	P AB 8-542B	156
P AB 81-EA104-A	188	P AB 8-611	157
P AB 81-EA126	188	P AB 8-622	157
P AB 81-EA29	189	P AB 8-635	157
P AB 81-EA51	189	P AB 87-AA004A	173
P AB 81-EAR74-A	189	P AB 87-AA005A	174
P AB 81-EB20	189	P AB 8-84A-R	165
P AB 81-EB22	190	P AB 8-87	154
P AB 81-EC103	190	P AB 8-901	167
P AB 81-EC104	190	P AB 8-903-R	167
P AB 81-EC105	190	P AB 8-904	168
P AB 81-EC109	191	P AB 8-907	168
P AB 81-EC146	191	P AB 8-93	154
P AB 81-EC147	191	P AB 8-93A	154
P AB 81-EC148	191	P AB 8-93E	154
P AB 81-EC149	192	P AB 8-93F	155
P AB 81-EC151	192	P AB 8-93G	155
P AB 81-EC153	192	P AB 8-B16	181
P AB 81-EC155	192	P AB 8-B16-R	181
P AB 81-EC169	193	P AB 8-B17	182
P AB 81-EC3	193	P AB 8-B17-M	182
P AB 81-EC6	193	P AB 8-B17-R	183
P AB 81-EC8	193	P AB 8-C133	166
P AB 81-ECR148	194	P AB 8-C202	166
P AB 81-ECR149	194	P AB 8-C35-R	166
P AB 81-ECS148	194	P AB P13-PB1	114
P AB 81-FD216	206	P AB PEL-12	157
P AB 81-FDR218	206	P AB PEL-13	157
P AB 81-FL49	194	P AB PEL-6	157
P AB 81-PF1501	206	P AB PHE-0013	199
P AB 81-RCA450	198	P AB PHE-R1	199
P AB 81-RCB155-A	199	P AMADA 1105271	1
P AB 81-RFD400-S	199	P AMADA 1105276	1
P AB 8-204A	162	P AMADA 1105279	4
P AB 8-204B	163	P AMADA 1105280	4
P AB 8-20B	152	P AMADA 1105281	4
P AB 8-20-T	153	P AMADA 1105282A	4
P AB 8-214	179	P AMADA 1231724	2
P AB 8-21C	153	P AMADA 1231725	2
P AB 8-222	180	P AMADA 1231728	5
P AB 8-224	180	P AMADA 1231729	5
P AB 8-228B	180	P AMADA 1231730	5
P AB 8-230	180	P AMADA 1231731	5
P AB 8-236D	163	P AMADA 30209	6
P AB 8-251	163	P AMADA 32209	6
P AB 8-253	163	P AMADA 604242	3
P AB 8-262	164	P AMADA 604243	3
P AB 8-263 A	164	P AMADA 604244	3
P AB 8-263B	164	P AMADA 604254	3
P AB 8-264	164	P AMADA 6200 VV	6
P AB 8-265	165	P COSEN PP-14267	7
		P COSEN PP-14270	7

Table of Contents

P				
P DoAll 090-00254	21	P HEM A-11865-4	29	
P DOALL 090-121955	19	P HEM A-11868	31	
P DOALL 091-038513	19	P HEM A-11949-15-1-B	28	
P DOALL 091-082214	19	P HEM A-11949-16-1-A	28	
P DOALL 091-163873	22	P HEM A-11949-16-1-B	28	
P DOALL 095-116216	21	P HEM A-9403-0-3-C	77	
P DOALL 102755	8	P HEM A-9435-0-1-0	31	
P DOALL 103049	19	P HEM A-9600-6-2	74	
P DOALL 103851	20	P HEM A-9634-0-1	24	
P DOALL 108221	21	P HEM A-9957-0-3	67	
P DOALL 110665	8	P HEM A-9957-0-7	68	
P DOALL 110667	8	P HEM B-10176-1D	37	
P DOALL 110669	8	P HEM B-10176-2	40	
P DOALL 112075	17	P HEM B-11865-10-4	30	
P DOALL 112089	11	P HEM B-12395-17	75	
P DOALL 112090	11	P HEM B-8927-0-2	76	
P DOALL 11529	18	P HEM B-9154-1-D	72	
P DOALL 119350	11	P HEM B-9154-2-1	72	
P DOALL 119354	11	P HEM B-9293-J	32	
P DOALL 121210	17	P HEM B-9294-K	32	
P DOALL 121955	20	P HEM B-9327-0-1	38	
P DOALL 137155	15	P HEM B-9327-0-3	39	
P DOALL 137156	15	P HEM B-9327-46	30	
P DOALL 137157	15	P HEM B-9597-45	75	
P DOALL 137158	15	P HEM B-9784-1	70	
P DOALL 137511	17	P HEM B-9958-19-1-B	74	
P DOALL 141756	16	P HEM C-10149-D	33	
P DOALL 141757	16	P HEM C-10150-D	33	
P DOALL 141942	14	P HEM C-10582	34	
P DOALL 141943	14	P HEM C-10584	34	
P DOALL 141944	14	P HEM C-9327-1	38	
P DOALL 141945	14	P HEM C-9327-2	40	
P DOALL 143271	10	P HEM C-9327-2-H	41	
P DOALL 143271-M	9	P HEM C-9327-4	39	
P DOALL 143272	10	P HEM C-9327-6	37	
P DOALL 143272-M	9	P HEM D-10582-5-1	35	
P DOALL 143273	10	P HEM D-10582-5-2	35	
P DOALL 143273-M	9	P HEM D-10584-5-1	36	
P DOALL 143274	10	P HEM D-10584-5-2	36	
P DOALL 143274-M	9	P HEM D-9115-G-1	66	
P DOALL 147609	12	P HEM D-9115-G-2	66	
P DOALL 147610	12	P HEM P-7050-008	64	
P DOALL 147669	12	P HEM P-7050-113	65	
P DOALL 147670	12	P HEM P-7050-210	65	
P DOALL 149003	17	P HEM P-7050-214	65	
P DOALL 149004	18	P HEM P-7063-500	41	
P DOALL 149075	13	P HEM P-7086-69	69	
P DOALL 320595	20	P HEM P-7090	66	
P DOALL 37275	21	P HEM P-7091	66	
P DOALL 49409	22	P HEM P-7093	67	
P DOALL 85087	22	P HEM P-7095	67	
P DOALL D-1164R1	20	P HEM P-7096	65	
P ELLIS 4992	23	P HEM P-7096-1	67	
P Ellis 6742	23	P HEM P-7101-7-00	73	
P Ellis 6743	23	P HEM P-7103-4	31	
P HEM A-10175	29	P HEM P-7124	30	
P HEM A-10175-10	29	P HEM P-7125	30	
P HEM A-10175-11	29	P HEM P-7130	70	
P HEM A-10183-11	75	P HEM P-7131	70	
P HEM A-10309-7	76	P HEM P-7133	70	
P HEM A-10721-B	76	P HEM P-7134	70	
P HEM A-10769	76	P HEM P-7140-1	60	
		P HEM P-7140-2	61	

Table of Contents

P			
P HEM P-7140-6	70	P HEM P-7440-5	57
P HEM P-7150-3	71	P HEM P-7440-6	57
P HEM P-7151	70	P HEM P-7440-7	58
P HEM P-7183-15	31	P HEM P-7440-8	58
P HEM P-7205	53	P HEM P-7441	58
P HEM P-7218-1	49	P HEM P-7441-1	58
P HEM P-7220-406	45	P HEM P-7442	59
P HEM P-7220-407	45	P HEM P-7442-1	54
P HEM P-7220-409	46	P HEM P-7442-10	54
P HEM P-7220-409-1	46	P HEM P-7442-11	54
P HEM P-7220-411	47	P HEM P-7442-14	54
P HEM P-7220-411-1	47	P HEM P-7442-18	54
P HEM P-7220-506	48	P HEM P-7442-2	54
P HEM P-7220-508	48	P HEM P-7442-20-2	54
P HEM P-7336-1	42	P HEM P-7442-22	59
P HEM P-7336-14	42	P HEM P-7442-24	54
P HEM P-7336-15	42	P HEM P-7442-25	55
P HEM P-7336-16	42	P HEM P-7442-28	55
P HEM P-7336-2	43	P HEM P-7442-29	55
P HEM P-7336-3	43	P HEM P-7442-3	55
P HEM P-7336-5	43	P HEM P-7442-32	55
P HEM P-7336-6	43	P HEM P-7442-4	51
P HEM P-7336-7	44	P HEM P-7442-5	55
P HEM P-7347	44	P HEM P-7442-6	55
P HEM P-7348	44	P HEM P-7442-6-1	55
P HEM P-7354	25	P HEM P-7442-7	56
P HEM P-7355	25	P HEM P-7442-8	56
P HEM P-7355-1	25	P HEM P-7442-9	56
P HEM P-7355-2	25	P HEM P-7444	51
P HEM P-7356	25	P HEM P-7446	59
P HEM P-7356-1	25	P HEM P-7450	59
P HEM P-7356-2	25	P HEM P-7451	51
P HEM P-7358	25	P HEM P-7564-1	52
P HEM P-7359	26	P HEM P-7577	52
P HEM P-7359-1	26	P HEM P-7583-18	52
P HEM P-7360	26	P HEM P-7583-19	52
P HEM P-7361	26	P HEM P-7600	60
P HEM P-7362-1	26	P HEM P-7601	60
P HEM P-7363-11	53	P HEM P-7636-5	53
P HEM P-7363-14	26	P HEM P-7683-1	74
P HEM P-7363-16	26	P HEM P-7737-60	77
P HEM P-7363-18	26	P HEM P-7738-60	77
P HEM P-7363-2	27	P HEM P-7739-80	77
P HEM P-7363-22	27	P HEM P-7740-24	78
P HEM P-7363-6	27	P HEM P-7740-24-1	78
P HEM P-7363-7	27	P HEM P-7740-80	78
P HEM P-7385	24	P HEM P-7741-40-1	78
P HEM P-7406	68	P HEM P-7741-40-2	79
P HEM P-7407	68	P HEM P-7742-25	79
P HEM P-7407-2	68	P HEM P-7742-25-1	79
P HEM P-7415	71	P HEM P-7743-35	79
P HEM P-7428-24	49	P HEM P-7743-35-1	80
P HEM P-7428-3	50	P HEM P-7744-35	80
P HEM P-7428-4	49	P HEM P-7744-35-1	80
P HEM P-7428-47	50	P HEM P-7745-40	80
P HEM P-7428-48	50	P HEM P-7745-40-1	81
P HEM P-7428-8	50	P HEM P-7747-60	81
P HEM P-7437	49	P HEM P-7748-60	81
P HEM P-7437-20	51	P HEM P-7748-60-5	81
P HEM P-7440	57	P HEM P-7748-60-6	82
P HEM P-7440-1	84	P HEM P-7749-80	82
P HEM P-7440-3	57	P HEM P-7750-1	82
		P HEM P-7750-2	82

Table of Contents

P		P JOHN 5026-00	94
P HEM P-7750-80	83	P KAL 13A-2050	92
P HEM P-7750-80-3	83	P KAL 200313-11	93
P HEM P-7754	83	P KAL 7A-1924C	93
P HEM P-7755	83	P KAL 8A-197	92
P HEM P-7755-3	84	P KAL 8A-198	92
P HEM P-7756	84	P KAL S-101	93
P HEM P-7762-60	84	P KAL VT-200389-11	93
P HEM P-7767-50-19-A	75	P Peerless 39692	211
P HEM P-7901-15	61	P Peerless 397013	211
P HEM P-7901-16	61	P Peerless 397545	211
P HEM P-7901-2	62	P RF 103024	217
P HEM P-7901-22	62	P RF 103025	217
P HEM P-7901-2-2	62	P RF 103029A	222
P HEM P-7901-27	62	P RF 103030	222
P HEM P-7901-29	63	P RF 103055	228
P HEM P-7901-3	63	P RF 103091AA	225
P HEM P-7901-50	63	P RF 103120	224
P HEM P-7901-53	63	P RF 103120A	224
P HEM P-7901-57	61	P RF 105065	212
P HEM P-7901-63	64	P RF 105066	212
P HEM P-7901-8	64	P RF 105067	213
P HEM R-10296-1	71	P RF 105068	213
P HEM R-10296-3	71	P RF 121006	217
P HEM R-10425-1	64	P RF 121007	217
P HEM R-10902-13	71	P RF 121025	228
P HEM R-11690	71	P RF 121049	228
P HEM R-11941-14	28	P RF 133001S	221
P HEM R-9158-4	72	P RF 133014	216
P HEM R-9158-8	72	P RF 133026	214
P HEM R-9261	71	P RF 133042	216
P HEM R-9308-J	72	P RF 133055	227
P HEM R-9627	72	P RF 133060S	226
P HEM R-9934	72	P RF 133075	227
P HYD 309304	91	P RF 133085	227
P HYD 309310	91	P RF 133105	214
P HYD 340345	88	P RF 133170	226
P HYD 340790	85	P RF 181108E	228
P HYD 370540	89	P RF 181129	212
P HYD 370570	89	P RF 181138B	229
P HYD 370585	89	P RF 18121	220
P HYD 372280	89	P RF 1812142	218
P HYD 372290	89	P RF 181214-2S	215
P HYD 372305	89	P RF 18123A	218
P HYD 372310	89	P RF 18124K	222
P HYD 372325	89	P RF 18126	223
P HYD 372615	89	P RF 18127	220
P HYD 372625	90	P RF 18128	223
P HYD 372635	90	P RF 181304B	225
P HYD 372650	90	P RF 18138	220
P HYD 809304	87	P RF 181604	226
P HYD 809310	88	P RF 181606S	229
P HYD 810150	87	P RF 19116S1	219
P HYD 812887	87	P RF 19116S-3	219
P HYD CRB-100-22-00	85	P RF 191202	212
P HYD CRB-125-22-00	85	P RF 192009A	229
P HYD CRB-150-22-00	86	P RF 192321G4S	220
P HYD CRB-150-22-00-A	86	P RF 192337	215
P HYD CRB-200-22-00	87	P RF 195432	223
P HYD S25-3262-00	86	P RF 195433	223
P HYD S25-3624-00	86	P RF 195434	224
P JOHN 10025-01	94	P RF 196304	216
P JOHN 10026-01	94	P RF 196331	224

Table of Contents

P		Trajan Drive Parts 210	219
P RF 196402	216	Trajan Drive Parts 712N	220
P RF 19650211	221	Trajan Drive Parts 812G	220
P RF 1965032 D	215	Trajan Electrical Parts	215
P RF 1965032 V	219	Trajan Guide Parts	221-224
P RF 1965039	221	Trajan Guide Parts 1319DR, 1319ADR	222
P RF 19650S2	225	Trajan Guide Parts 712N	222-223
P RF 19650S-2	225	Trajan Guide Parts 812G	223-224
P RF 1966002A	226	Trajan Guide Parts 812G, 1018V, 1319DR, 1319ADR	224
P RF 196602A	227	Trajan Handle 1319DR, 1319ADR	212-213
P RF 198010	213	Trajan Handle 210	213
P RF 198038	229	Trajan Hydraulic Parts	225-226
P RF 198202	219	Trajan Hydraulic Parts 1319DR, 1319ADR	225
P RF 273	218	Trajan Hydraulic Parts 712N, 812G	225
P RF 3027	214	Trajan Hydraulic Parts T20	226
P RF 623124	213	Trajan Knob 1018V	214
P RF ET1312	215	Trajan Knob T20	214
P WELLS 100066-005	233	Trajan Parts	212-229
P WELLS 292420	232	Trajan T20 Drive Parts	221
P WELLS 900083	232	Trajan T20 Vice Parts	227
P WELLS 900085	230	Trajan Transmission Parts	215
P WELLS 900086	230	Trajan Vice Handle T20	214
P WELLS 901028	230	Trajan Vice Parts	226-229
P WELLS 901029	230	Trajan Vice Parts 1319DR, 1319ADR	228
P WELLS 901030	231	Trajan Vice Parts 210	228-229
P WELLS 901031	231	Trajan Vice Parts 712N	229
P WELLS 901200	232	Trajan Vice Parts 812G	229
P WELLS 901204	232		
P WELLS 905022	231	W	
P WELLS 905023	231	W F Wells Hydraulic Cylinder Parts	230
P WELLS 908550	234	W F Wells Transmission parts	230-231
P WELLS 908763	234	W F Wells Wheels and Brushes	232
P WELLS 908770	233	W. F. Wells Blade Guides	232
P WELLSAW 100166-450	234	W.F. Wells	230-233
P WELLSAW 100406-002	235	W.F. Wells Drive Belts	233
P WELLSAW 100416-003	235	W.F. Wells Drive Line	233
P WELLSAW 105454-005	234	Wellsaw Backup Roller Guides	235
Peerless Bearings	211	Wellsaw Drive Line	234
Peerless Parts	211	Wellsaw Parts	234-235
Peerless Roller Bearings	211	Wellsaw Saw Guides	235
Peerless Wheel Bearings	211	Wellsaw Side Roller Guides	235
		Wellsaw Drive Belts	234
T			
These Parts Also can Be Used On JET, Wilton, Grizzly Band	215		
Trajan 1018 V Bandwheel T20	216		
Trajan 1018 V Bandwheels	216		
Trajan 1018 V Handwheel	212		
Trajan 1018 V Hydraulic Parts	225		
Trajan 1018 V Vice Parts	226		
Trajan 1018V Drive Parts	219		
Trajan 1018V Guide Parts	221		
Trajan 1319 Replacement Parts	215		
Trajan 712 Parts	215		
Trajan 712 Wheel	215		
Trajan 812 Parts	215		
Trajan Bandwheels	216-218		
Trajan Bandwheels 1319DR, 1319ADR	217		
Trajan Bandwheels 210	217		
Trajan Bandwheels 712N, 812G	218		
Trajan Caster Wheel 210	212		
Trajan Coolant Parts	218		
Trajan Coolant Parts 1018V	218		
Trajan Drive Parts	219-221		
Trajan Drive Parts 1018V, 1319DR, 1319ADR	219		